

# Style guide

17.12.13



City of Westminster

# Colour palette

---



Grey 6  
#1c1c1c



Grey 5  
#292b36



Grey 4  
#404352



Grey 3  
#b9bcce



Grey 2  
#d2d5e8



Grey 1  
#e0e3f6



Grey 0  
#f3f4ff



Westminster Blue  
#0b2265



Blue 4  
#2457b5



Blue 3  
#528dcf



Blue 2  
#79b0ed



Blue 1  
#a1cdfe



Blue 0  
#bfd6ef



Yellow 3  
#e1ac0c



Westminster Yellow  
#fecb00



Yellow 2  
#ffdc53



Yellow 1  
#ffe88e



Validation  
#009876



Error  
#c8252f

# Icons

---

## Most searched



Parking tickets

Where to park

Pay council tax

Renew library books

Find a phone number

Council application forms

## Top 6 collections - As determined by Westminster



Planning

Libraries

Parking

Births, deaths and marriages

Waste and recycling

Housing

# Icons continued

## Our collections



Libraries

Planning

Council tax

Births, deaths and marriages

Parking

Waste and recycling



Housing

Licensing

Businesses

Parks and recreation

Schools and learning

Sports



Jobs and careers

Crime prevention and public safety

Food hygiene

Environmental health

Electoral services

Council and democracy

# Icons continued

---

## Our collections



Adults



Children



Social care



Disabled parking



Special events



Business rates



Pest control



Marriages




Nationality checking

# Icons continued

---


## Other icons



warning


information

## Location based



location

## General



back and scroll/dropdown


## Form icons



form error

form validation

## Planning icons



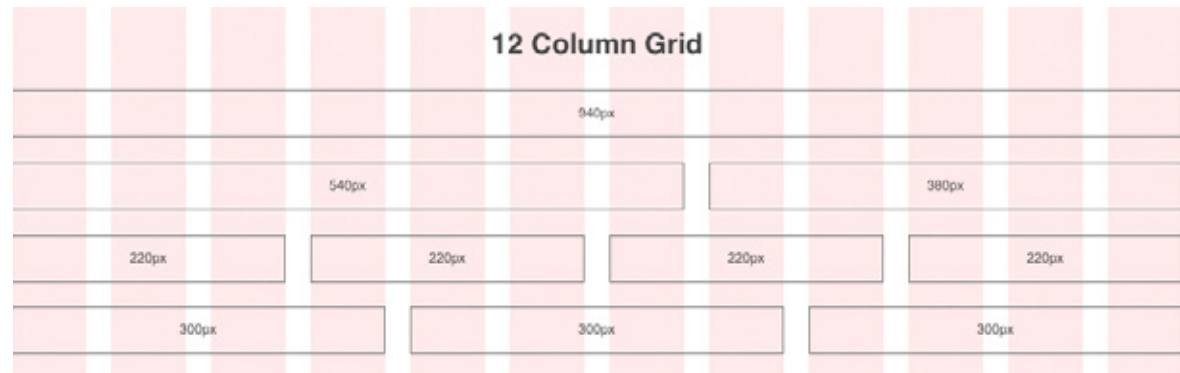
conservation area

listed building

# Home page - grid

---

Grid total width: 960px  
Column total width: 940px (-10px left & right)  
Single column width: 60px  
Gutter width: 20px



# Homepage - design

Full screen video in background

Header bar

- Bar: h70px
- Bar background colour: #060d3d
- Bar background opacity: 40%
- Logo: [To be supplied](#)
- Time font: Open Sans Regular 40px
- Font colour: #ffffff
- 30px gap

Welcome text

- Font: Open Sans Regular 50px
- Font colour: #ffffff
- Background: h136px
- Background colour: #060d3d
- Background opacity: 40%
- 30px gap

Search bar

- Font: Open Sans Regular 30px
- Font colour: #000000
- Search bar: w853px x h75px (6px gap)
- Search bar colour: #ffffff
- Search bar button: w80px x h75px
- Search bar button colour: #79b0ed
- Icon: [To be supplied](#)
- 30px gap

Content buttons

- Background: w300px x h220px
- Background colour: #fecb00
- Font: Open Sans Regular 24px
- Font colour: #1c1c1c
- Font placement: Centred horizontally
- Icons: [To be supplied](#)
- Gutter: 20px
- Gap: 20px
- 60px gap

Scroll icon: [To be supplied](#)





# Homepage - design continued

## All you need to know about...

### Header bar

- Bar: h60px
- Bar background colour: #0b2265
- Bar background opacity: 60%
- Font: Open Sans Regular 28px
- Font colour: #ffffff

60px gap

### Content buttons

- Font: Open Sans Regular 24px
- Font colour: #ffffff
- Font position: Starts 30px from left
- Icon background: w68px x h60px (3px gap)
- Icon background colour: #292b36
- Icon: To be supplied
- Background bar: w868px h60px
- Background bar colour: #404352
- Background opacity layer: #ffffff 80%

60px gap

## Our services

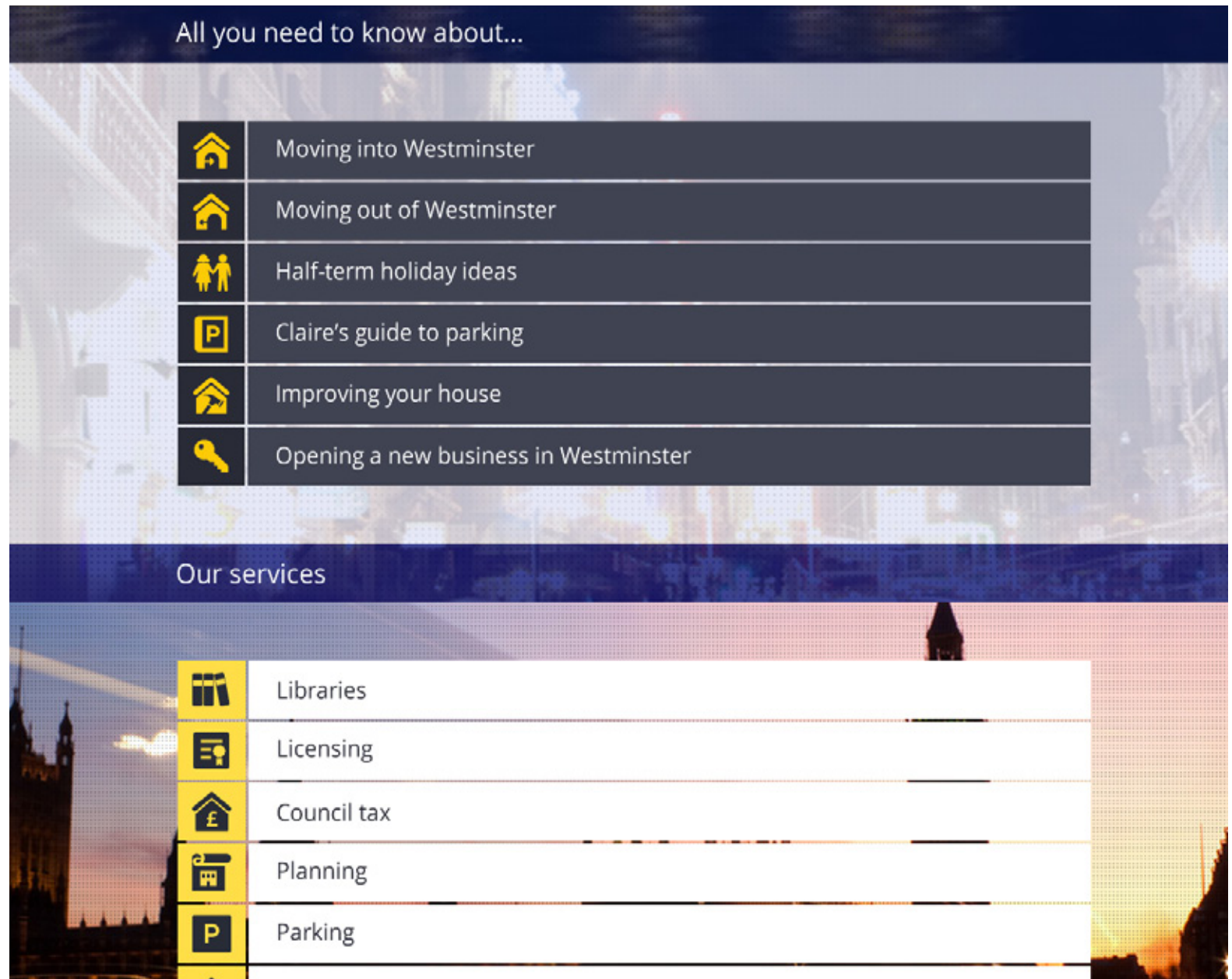
### Header bar

- Bar: h60px
- Bar background colour: #0b2265
- Bar background opacity: 60%
- Font: Open Sans Regular 28px
- Font colour: #ffffff

60px gap

### Content buttons

- Font: Open Sans Regular 24px
- Font colour: #292b36
- Font position: Starts 30px from left
- Icon background: w68px x h60px (3px gap)
- Icon background colour: #ffdc53
- Icon: To be supplied
- Background bar: w868px h60px
- Background bar colour: #ffffff
- View more button: w940px x h60px
- View more button colour: #528dcf



# Homepage - design continued

- View more button: w940px x h60px
- View more button colour: #528dcf
- Icon: To be supplied

## What is happening in Westminster

### Header bar

- Bar: h60px
- Bar background colour: #0b2265
- Bar background opacity: 60%
- Font: Open Sans Regular 28px
- Font colour: #ffffff

### 60px gap

### News items

- Font: Open Sans Regular 24px
- Font for date: Open Sans Regular 18px
- Font colour: #292b36
- Leading: 34px
- Font position: Starts 30px from left
- Background bar: w540px h140px (3px gap)
- Background bar colour News 1: #e1ac0c
- Background bar colour News 2: #fdc725
- Background bar colour News 3: #ffdc53
- Background bar colour News 4: #ffe88e
- More news button: w540px x h60px
- More news button colour: #b9bcce
- Button font: Open Sans Regular 24px
- Button font colour #292b36

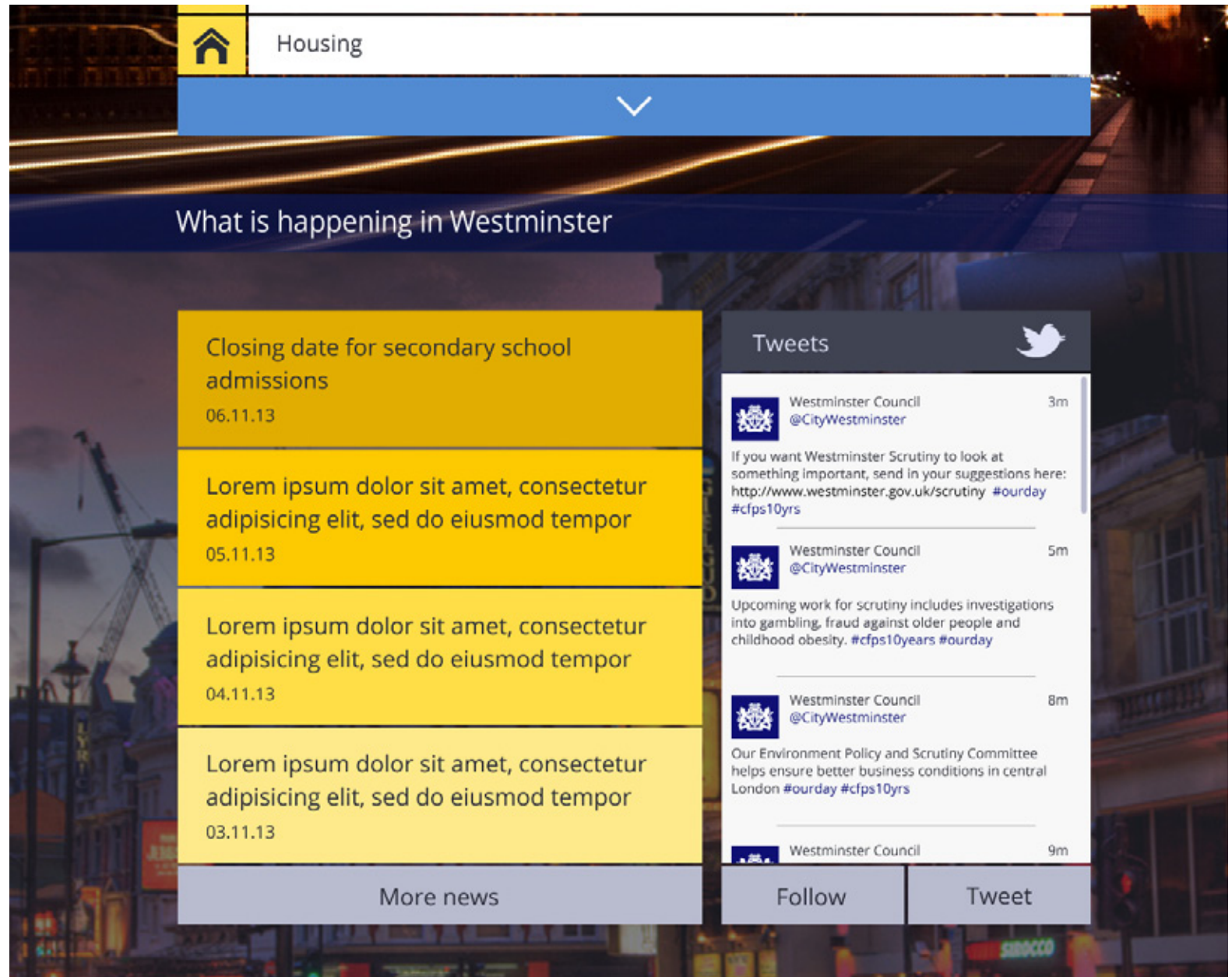
### 20px gap

### Twitter

- Top bar font: Open Sans Regular 24px
- Font colour: #ffffff
- Top bar background: w380px x h60px
- Bar colour: #404352
- Font position: Starts 30px from left
- Icon: To be supplied

### Main

- Background: w380px h504px
- Background colour: #ffffff
- Scroll bar: #b9bcce





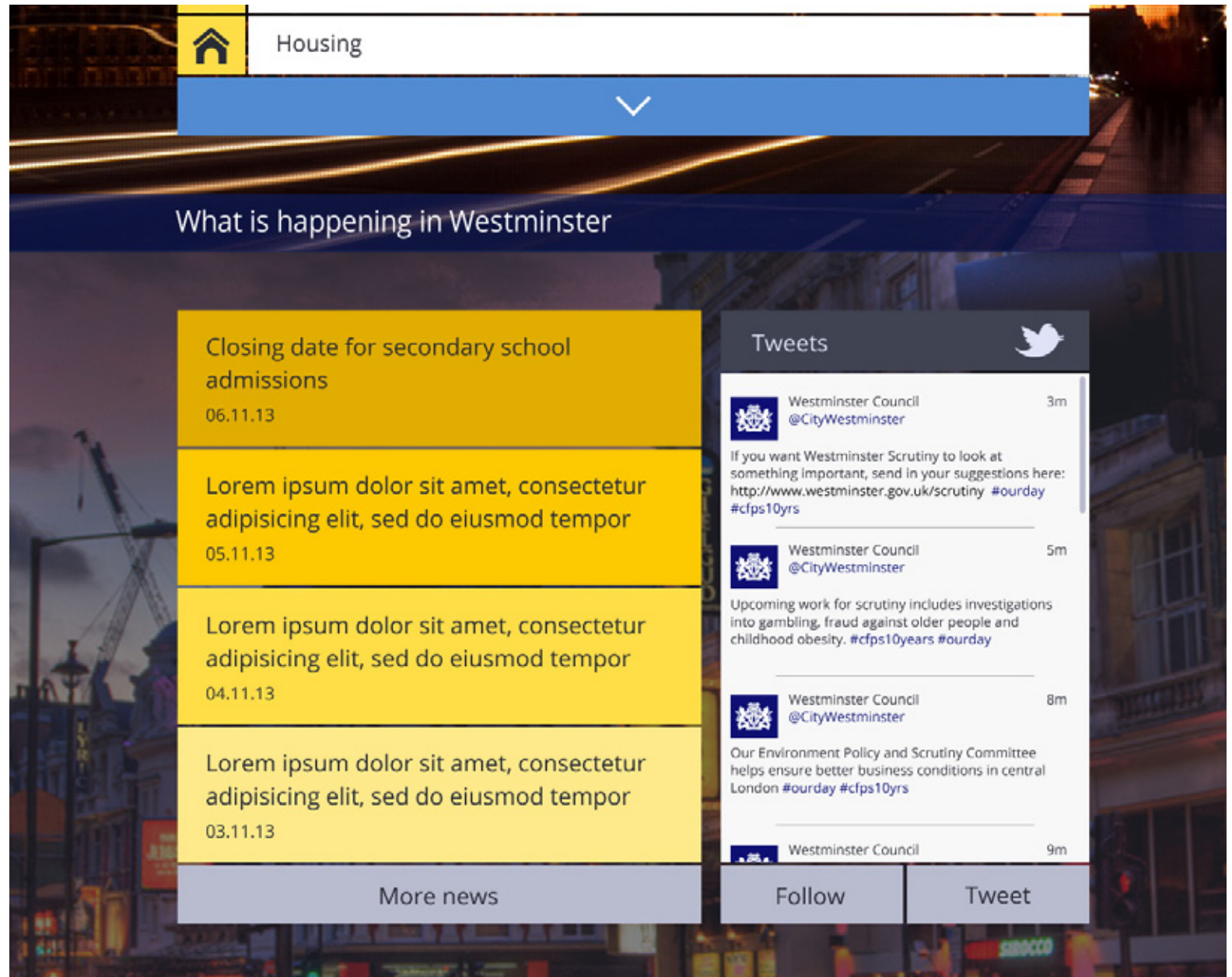
# Homepage - design continued

## Main

- Background: w380px h504px
- Background colour: #ffffff
- Scroll bar: #b9bcce
- Icon: To be supplied
- Font: Open Sans Regular 14px
- Font colour @ and #: #0b2265
- Font colour url: #000000
- Font colour text: #292b36

## Buttons

- Background: w188px h60px (4px gap)
- Background colour: #b9bcce
- Font: Open Sans Regular 24px
- Font colour: #292b36
- Background opacity layer: #292b36 60%



# Collection page

## Header bar

- Bar: h60px
- Bar colour: Gradient ends #0d0e16, middle #0b2265
- Search bar: w165px x h30px
- Search bar colour: ffffff
- Search bar button: w35px x h30px
- Search bar colour: #2457b5
- Nav button: w35px x h30px
- Nav button colour: #2457b5
- Collection icon: To be supplied

## 60px gap

## Video/Main text bar

- Video: h300px
- Page heading font: Open Sans Regular 40px
- Page heading font colour: #ffdc53
- Page heading bar: h100px
- Page heading bar colour: #000000 60% opacity
- Back icon: To be supplied

## 20px gap

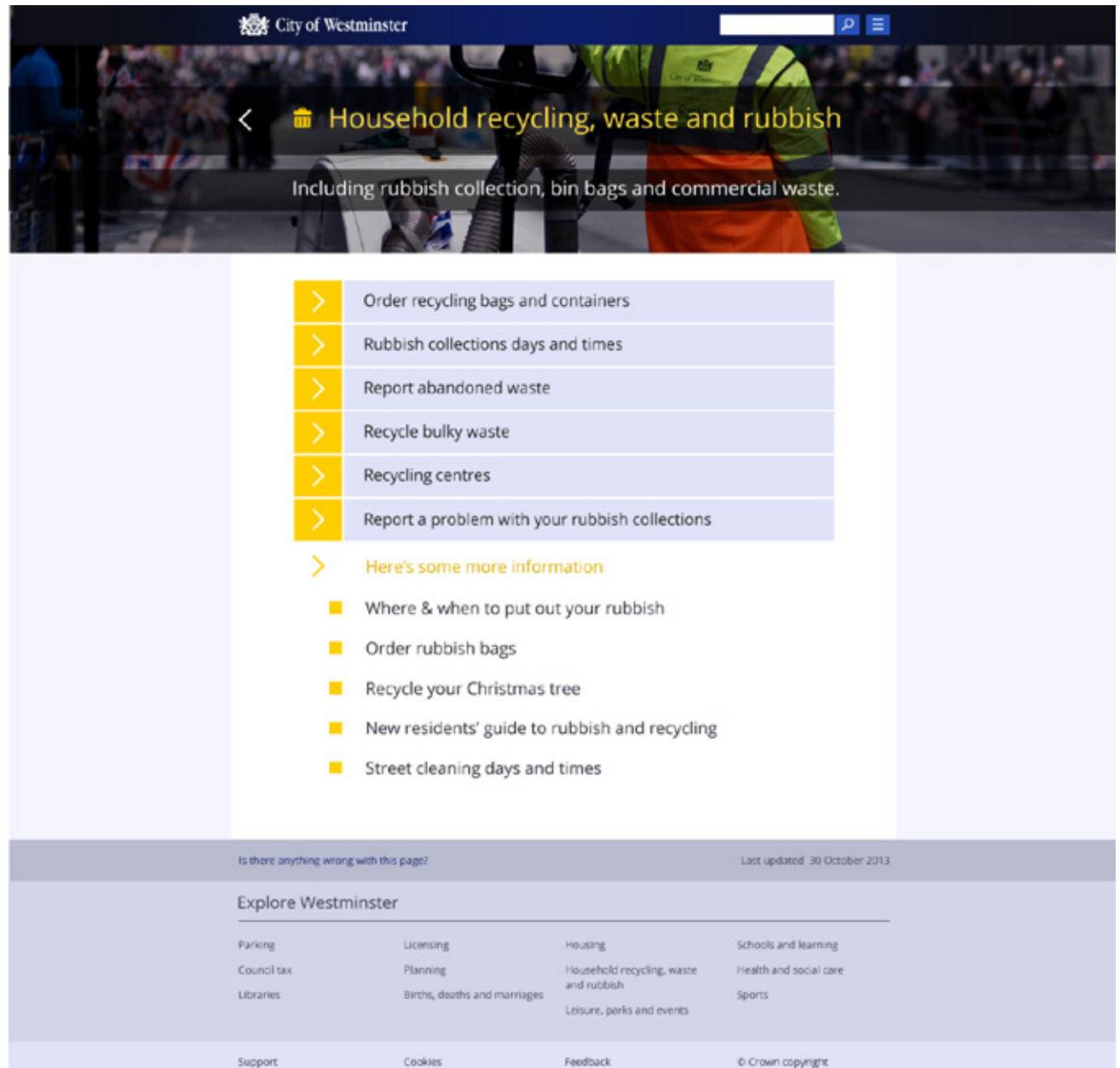
- Sub heading font: Open Sans Regular 28px
- Sub heading font colour: #ffffff
- Sub heading bar: h60px
- Sub heading bar colour: #000000 60% opacity

## 60px gap

## 6 content boxes

- Position: Starts at second column
- Background: w708px x h 60px
- Background colour: #e0e3f6
- Font: Open Sans Regular 24px
- Font colour: #1c1c1c
- Icon background: w68px x 60px
- Icon background colour: #fecb00
- Icons: To be supplied
- Gutter: 20px
- Gap: 20px

## 40px gap



# Collection page continued

## Content lists

- Bullet: w18px x h18px
- Bullet colour: #fecb00
- Font: Open Sans Regular 24px
- Font colour: #292b36
- 40px gap in between each item

60px gap

## Background

- Background: w960px x h847px
- Background colour: #ffffff
- Background sides: #f3f4ff

## Footer

### 1st bar

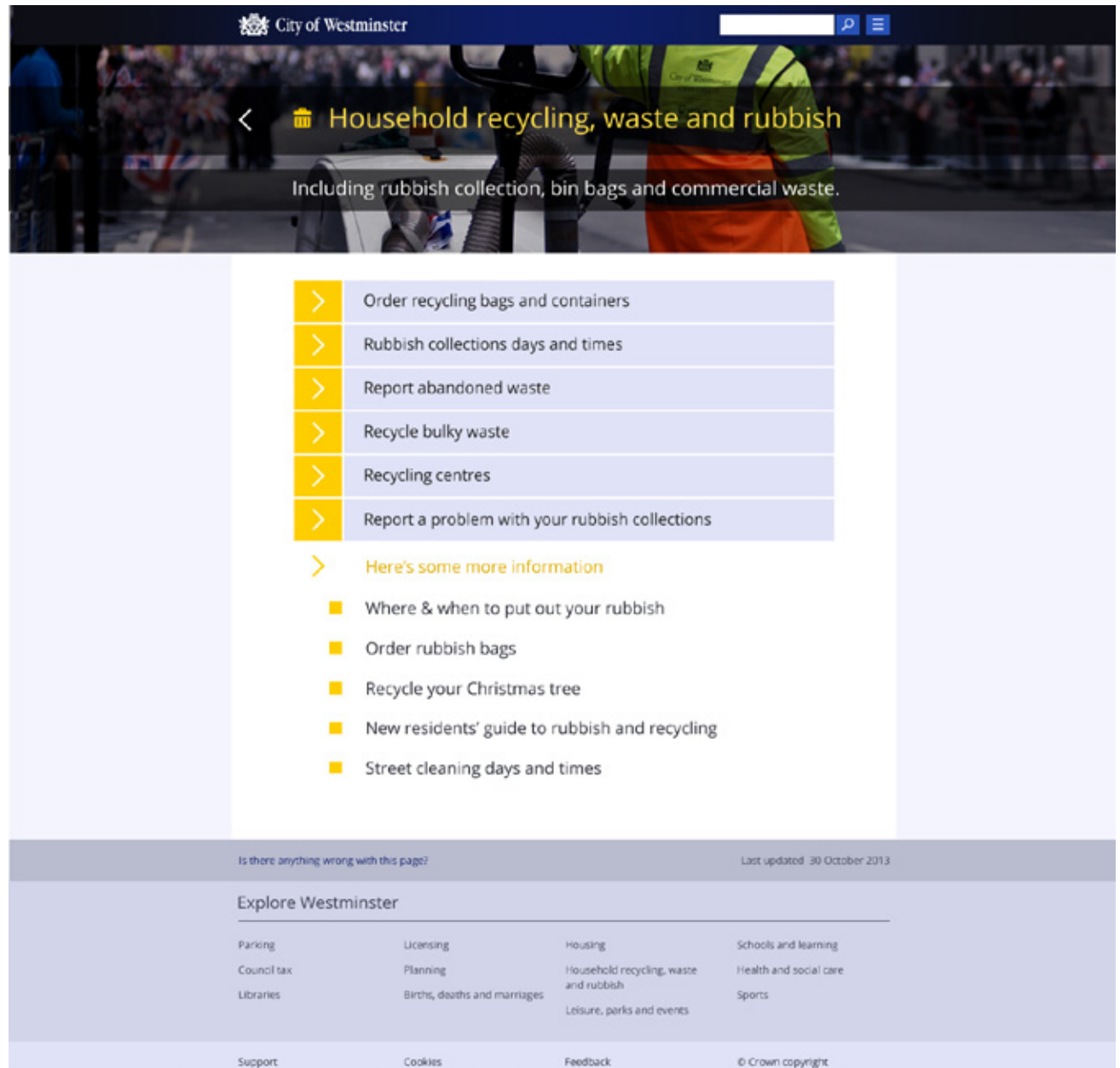
- Background: h60px
- Background colour: #b9bcce
- Link: Open Sans Regular 15px
- Link colour: #0b2265
- Font: Open Sans Regular 15px
- Font colour: #404352

### 2nd bar

- Background: h232px
- Background colour: #d2d5e8
- Gap h22px
- Heading font: Open Sans Regular 24px
- Heading colour: #404352
- Gap h20px
- Hairline: 1px
- Hairline colour: #404352
- Gap h27px
- Sub font: Open Sans Regular 15px
- Sub font colour: #404352
- Gap h60px after third line

### 3rd bar

- Background: h60px
- Background colour: #e0e3f6
- Heading font: Open Sans Regular 15px
- Heading colour: #292b36



# Forms - steps

Header bar, background and footer is exactly the same as previously stated.

## Breadcrumbs

- Background: w960px x h40px
- Background colour: #ffffff
- Font: Open Sans Regular 13px
- Font colour: #292b36

## Heading

- Background: w960px x h80px
- Background colour: #ffdc53
- Font: Open Sans Regular 24px
- Font colour: #292b36
- Back button: w80px x h80px
- Back button colour: #fdc725
- Icon: [To be supplied](#)

## 40px gap

## Sub heading

- Font: Open Sans Regular 18px
- Font colour: #292b36

## Steps

- Background box: w60px x h54px
- Background box colour selected: #2457b5
- Background box colour unselected: #b9bcce
- Font: Open Sans Regular 30px
- Font colour: #ffffff
- Line: 2px
- Line colour: #b9bcce

## Form heading

- Background box: w780px x h52px
- Background box colour selected: #e0e3f6
- Font: Open Sans Regular 18px
- Font colour: #292b36

City of Westminster

Home > Planning > Pre-application advice

## Pre-application advice for minor development

Please complete the form below. Don't worry, it's only 3 steps.

- 1
- 2
- 3

### About the development site

Postcode

Address

Current use of the property

Is there anything wrong with this page? Last updated: 30 October 2013

### Explore Westminster

Parking	Licensing	Housing	Schools and learning
Council tax	Planning	Household recycling, waste and rubbish	Health and social care
Libraries	Births, deaths and marriages	Leisure, parks and events	Sports

Support   Cookies   Feedback   © Crown copyright

# Forms - steps continued

## Form fields

- Grey background: w780px
- Background colour: #f3f4ff
- Title font: Open Sans Regular 18px
- Title font colour: #292b36
- Form fields boxes full length: w600px x h40px
- Form fields with buttons: w360px x h40px
- Form field colour: #ffffff
- Form field stroke: 1px inside #b9bcce
- 40px gap between field sections
- 20px gap between field title and field/s

## Form field highlight

- Form field colour: #ffffff
- Form field stroke: 1px inside #0b2265

## Main button

- Background: w600px x h48px
- Background colour: #528dcf
- Background shadow: 3px below #1c1c1c
- Font: Open Sans Semi Bold 20px
- Font colour: #ffffff

## Secondary button (next to field)

- Background: w220px x h40px
- Background colour: #79b0ed
- Background shadow: 3px below #1c1c1c
- Font: Open Sans Semi Bold 15px
- Font colour: #ffffff

## Form background

- Background: w780px
- Background colour: #eceffe

## 40px gap

City of Westminster

Home > Planning > Pre-application advice

### Pre-application advice for minor development

Please complete the form below. Don't worry, it's only 3 steps.

- 1
- 2
- 3

About the development site

Postcode

Address

Current use of the property

Is there anything wrong with this page? Last updated: 30 October 2013

#### Explore Westminster

Parking	Licensing	Housing	Schools and learning
Council tax	Planning	Household recycling, waste and rubbish	Health and social care
Libraries	Births, deaths and marriages	Leisure, parks and events	Sports

Support   Cookies   Feedback   © Crown copyright



# Forms - validation

## In form validation

### Error

- Background: w194px
- Background colour: #e0e3f6
- Colour bar: w5px (h=size of field)
- Colour bar colour: #c8252f
- Font: Open Sans Regular 14px
- Font colour: #c8252f
- 20px gutter to the left

### Confirmation

- Background: w194px
- Background colour: #e0e3f6
- Colour bar: w5px (h=size of field)
- Colour bar colour: #009876
- Font: Open Sans Regular 14px
- Font colour: #009876
- 20px gutter to the left

### In field

- Font: Open Sans Regular 15px
- Font colour: #292b36

City of Westminster

Home > Planning > Pre-application advice

## Pre-application advice for minor development

Please complete the form below. Don't worry, it's only 3 steps.

- 1
- 2
- 3

### About the development site

Postcode

SW  ✖ Please enter postcode

Address

64 Victoria St

Current use of the property

Commercial use

We've checked your address and postcode to confirm that the property is in a conservation area

We've checked your address and postcode to confirm that the property is in a listed building

Is there anything wrong with this page? Last updated: 30 October 2013

### Explore Westminster

Parking	Licensing	Housing	Schools and learning
Council tax	Planning	Household recycling, waste and rubbish	Health and social care
Libraries	Births, deaths and marriages	Leisure, parks and events	Sports

Support Cookies Feedback © Crown copyright



# Forms - attachments

Step box highlights to show where you are in the process

Attach files button (secondary button)

- Background: w160px x h48px
- Background colour: #79b0ed
- Background shadow: 3px below #1c1c1c
- Font: Open Sans Semi Bold 15px
- Font colour: #ffffff

Radio buttons: unselected

- Button: w20px x h20px
- Button colour: #ffffff with 1px stroke #b9bcce
- 10px gap
- Font: Open Sans Regular 18px
- Font colour: #292b36

Radio buttons: selected

- Button: w20px x h20px
- Button colour: #ffffff with 1px stroke #b9bcce
- Selected state: w14px x h14px
- Selected state colour: #e1ac0c
- 10px gap
- Font: Open Sans Regular 18px
- Font colour: #292b36

City of Westminster

Home > Planning > Pre-application advice

## Pre-application advice for minor development

Please complete the form below. Don't worry, it's only 3 steps.

1 2 3

### Description of proposal

Please describe your proposal in 300 words or less.

### Attach documents

The more detail we have the smoother the process, so please attach as much relevant documents as possible. This might include:

- Map of the site
- Plans showing existing and proposed development - where possible drawn to metric scale with an illustrative layout, floor plans and elevations
- Photographs showing the site, buildings within and adjacent to the site, trees within and adjacent to the site, access from the road and parking within the site and on the adjacent street.

Other supporting material such as:

- Existing and proposed uses within the building
- Responses to informal consultations with neighbours or residents/amenity groups

[Attach files](#)

Have you contacted the Council previously about this (or a similar) proposal?

Yes  No

Is the information you are providing confidential?

Due to the Freedom of Information Act 2000, we cannot guarantee confidentiality however if tell us what information is deemed confidential, we will take your request into account when deciding whether to release the information.

# Forms - files attached & radio buttons

## Files attached (file uploading)

- Background: w520px x h36px
- Background colour: #ffffff with 1px stroke #b9bccc
- Font: Open Sans Regular 15px
- Font colour: #292b36
- (Secondary font): Open Sans Regular 15px
- (Secondary font colour): #404352
- Close icon: To be supplied

## Files attached (file uploaded)

- Fill colour: #d2d5e8

City of Westminster

Home > Planning > Pre-application advice

### Pre-application advice for minor development

Please complete the form below. Don't worry, it's only 3 steps.

1 — 2 — 3

#### Description of proposal

Please describe your proposal in 300 words or less.

Attach documents

The more detail we have the smoother the process, so please attach as much relevant documents as possible. This might include:

- Map of the site
- Plans showing existing and proposed development - where possible drawn to metric scale with an illustrative layout, floor plans and elevations
- Photographs showing the site, buildings within and adjacent to the site, trees within and adjacent to the site, access from the road and parking within the site and on the adjacent street.

Other supporting material such as:

- Existing and proposed uses within the building
- Responses to informal consultations with neighbours or residents/amenity groups

Attach files

Sitemap.pdf (200k) X

Trees.pdf (167k) X

Proposed-uses.pdf (340k) X

Have you contacted the Council previously about this (or a similar) proposal?

Yes  No

# Forms - long forms

## Dividers

- 2px gap above and below additional sections within the form

Form headings and form fields as previously stated.

The screenshot shows a web form on the City of Westminster website. The header is dark blue with the City of Westminster logo and name. A search bar and a menu icon are on the right. Below the header is a yellow navigation bar with a back arrow and the text 'Lorem ipsum'. The main content area is light blue and contains the following form structure:

Please complete the form below.

**Section 1:**

- Heading: Lorem ipsum
- Field: First name
- Field: Surname
- Field: Email

**Section 2:**

- Heading: Lorem ipsum
- Field: First name
- Field: Surname
- Field: Email

At the bottom of the form are two buttons: 'Back' and 'Next'.

# Forms - error messaging

## Warning box

- Background: w520px
- Background colour: #ffffff
- Font: Open Sans Regular 15px
- Font colour: #292b36
- Highlight font: Open Sans Regular 15px
- Highlight font colour: #c8252f
- Warning icon: To be supplied

For a working demo, please see the wiki:  
Designs > 1. Form interaction design

[http://share.axure.com/B5GTDR/form\\_interaction.html](http://share.axure.com/B5GTDR/form_interaction.html)

The screenshot shows a web form titled "Pre-application advice for minor development" on the City of Westminster website. The form is part of a 3-step process, with step 1 highlighted. The current step is "About the development site". A warning message is displayed: "Please correct the following before continuing." with a red 'X' icon and the text "Postcode". Below the warning, there is a "Postcode" input field with a red border, a "Find address" button, and an "Address" section with two input fields. The "Current use of the property" section has a large text area. A "Next" button is at the bottom of the form. The footer contains navigation links for various services and a copyright notice.

City of Westminster

Home > Planning > Pre-application advice

< Pre-application advice for minor development

Please complete the form below. Don't worry, it's only 3 steps.

1 2 3

About the development site

Please correct the following before continuing.  
Postcode

Postcode

Find address

Address

Current use of the property

Next

Is there anything wrong with this page? Last updated: 30 October 2013

Explore Westminster

Parking	Licensing	Housing	Schools and learning
Council tax	Planning	Household recycling, waste and rubbish	Health and social care
Libraries	Births, deaths and marriages	Leisure, parks and events	Sports

Support Cookies Feedback © Crown copyright.

# Forms - completed

Completed form page  
See next page for content styles

There will be no back button on this page as the form has been submitted. This page will outline comms around next steps and give the user the option to view other information in Planning.

The screenshot shows a web page from the City of Westminster. At the top, there is a dark blue header with the City of Westminster logo and name, a search bar, and a menu icon. Below the header, a breadcrumb trail reads "Home > Planning > Pre-application advice". A prominent yellow banner contains the message: "Your pre-application advice request has been submitted!". Below this, a section titled "Thanks for submitting your request!" contains three bullet points: "An invoice has been sent to <relevant contact>", "Once payment is received we will be in touch within 21 working days so please account for that in your timings.", and "Please note that we will not deal with your request for advice until we receive proof of payment." Below the bullet points, there is a link to "Terms and conditions" and a blue button labeled "View planning collection". At the bottom of the page, there is a footer with a link "is there anything wrong with this page?", a date "Last updated: 30 October 2013", and a section titled "Explore Westminster" with a grid of links: Parking, Council tax, Libraries, Licensing, Planning, Births, deaths and marriages, Housing, Household recycling, waste and rubbish, Leisure, parks and events, Schools and learning, Health and social care, Sports, Support, Cookies, Feedback, and © Crown copyright.

# Content

Header bar, breadcrumbs, headings, background and footer is exactly the same as previously stated.

## Intro text

- Font: Open Sans Regular 18px
- Font colour: #292b36

## Paragraph headings

- Font: Open Sans Regular 18px
- Font colour: #2457b5

## Paragraph text

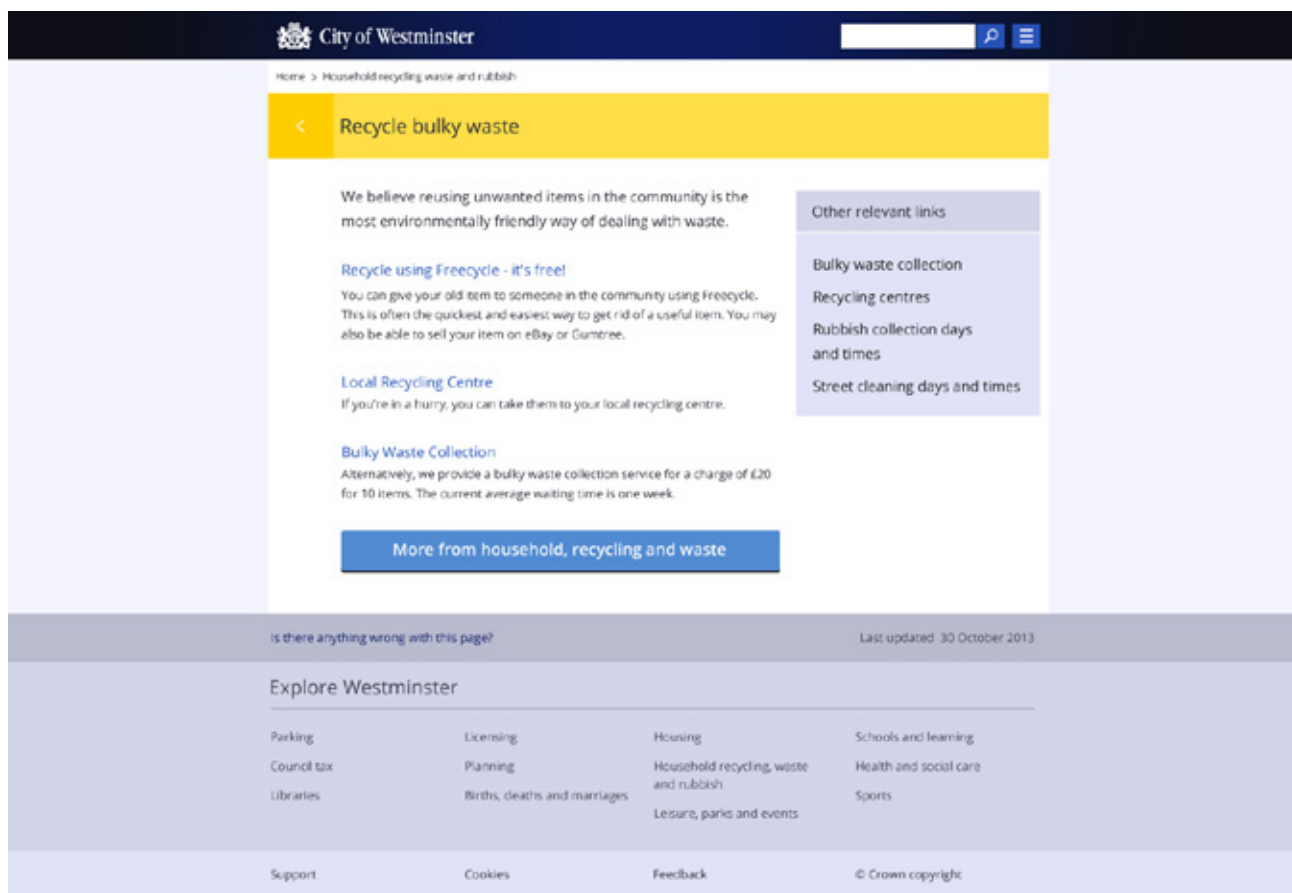
- Font: Open Sans Regular 15px
- Font colour: #292b36

## Button

- Background: w540px x h50px
- Background colour: #528dcf
- Font: Open Sans Regular 20px
- Font colour: #ffffff

## Other relevant links

- Heading background: w300px x h50px (20px gutter)
- Heading background colour: #d2d5e8
- 2px gap
- Font: Open Sans Regular 18px
- Font colour: #292b36
- Background: w300px
- Background colour: #d2d5e8
- Font: Open Sans Regular 18px
- Font colour: #e0e3f6
- Text starts 30px from the top and bottom of the background box and 20px from the left.



# Smart answers - dates

Header bar, breadcrumbs, headings, background and footer is exactly the same as previously stated.

## Questions

- Number background: w50px x h50px
- Number background colour: #292b36
- Number font: Open Sans Regular 28px
- Number font colour: #ffffff
- 1px gap
- Question background: w730px x h50px
- Question background colour: #404352
- Question font: Open Sans Regular 18px
- Question font colour: #ffffff
- Text starts 30px from left of question background

## Input section

- Background: w781px field starts 20px from question background, 30px gap between field and button and 40px gap between button and end of background box.
- Background colour: eceffe
- Date field: w300px x h40px
- Date field colour: #ffffff with 1px stroke #b9bcce
- Starts 81px from left
- Date field text: Open Sans Regular 15px
- Date field colour: #b9bcce
- [Calendar icon to be supplied](#)
- Button: w220px x 50px
- Button colour: 528dcf
- Button shadow: 3px below #1c1c1c
- Button font: Open Sans Semi Bold 20px
- Button font colour: #ffffff

The screenshot shows a web interface for the City of Westminster. At the top, there is a dark blue header with the City of Westminster logo and name, a search bar, and a menu icon. Below the header, a breadcrumb trail reads 'Home > Licensing'. The main content area has a yellow header bar with a back arrow and the title 'Can I hold a temporary event?'. Below this, a light blue box contains the text: 'Simply answer the questions below to see if you need to provide a temporary event notice and if it will be valid.' The first question is '1 What is the date of your event?'. The question number '1' is in a dark grey box. Below the question is a date input field with the placeholder 'DD/MM/YY' and a calendar icon. Below the input field is a blue button labeled 'Next'.

# Smart answers - radio buttons

Header bar, breadcrumbs, headings, main text, question styles, buttons, background and footer is exactly the same as previously stated.

Radio buttons: unselected

- Starts at the start of the third column
- Button: w20px x h20px
- Button colour: #ffffff with 1px stroke #b9bcce
- 10px gap
- Font: Open Sans Regular 18px
- Font colour: #292b36
- Next radio option starts at the 6th column

Radio buttons: selected

- Button: w20px x h20px
- Button colour: #ffffff with 1px stroke #b9bcce
- Selected state: w14px x h14px
- Selected state colour: #e1ac0c
- 10px gap
- Font: Open Sans Regular 18px
- Font colour: #292b36

The screenshot shows a web form from the City of Westminster. The header is dark blue with the City of Westminster logo and name. Below the header is a breadcrumb trail: 'Home > Licensing'. The main heading is 'Can I hold a temporary event?' in a yellow bar. Below this is a sub-heading: 'Simply answer the questions below to see if you need to provide a temporary event notice and if it will be valid.' The first question is '1 Including staff, how many people will attend the event?'. There are two radio button options: 'Less than 500' (selected) and '500 or more'. A blue 'Next' button is located below the options.



# Smart answers - drop downs

Header bar, breadcrumbs, headings, main text, question styles, buttons, background and footer is exactly the same as previously stated.

Drop down: unselected

- Starts at the start of the third column
- Field: w342px x h40px
- Field colour: #ffffff with 1px stroke #b9bcce
- Font: Open Sans Regular 15px
- Font colour: #292b36
- Drop down button: w38px x h40px
- Drop down button colour: #d2d5e8
- [Drop down icon to be supplied](#)

Drop down: selected

- As above and...
- Drop down background: w380px h=depends on number of options.

The screenshot shows a web form on the City of Westminster website. The page title is 'Can I hold a temporary event?'. Below the title, there is a yellow navigation bar with a back arrow and the title. The main content area contains the text: 'Simply answer the questions below to see if you need to provide a temporary event notice and if it will be valid.' Below this, there is a question: '1 How long between the venue's previous event and the start of your event?'. The question is followed by a dropdown menu with the selected option 'Less than 24hrs'. Below the dropdown is a blue 'Next' button.

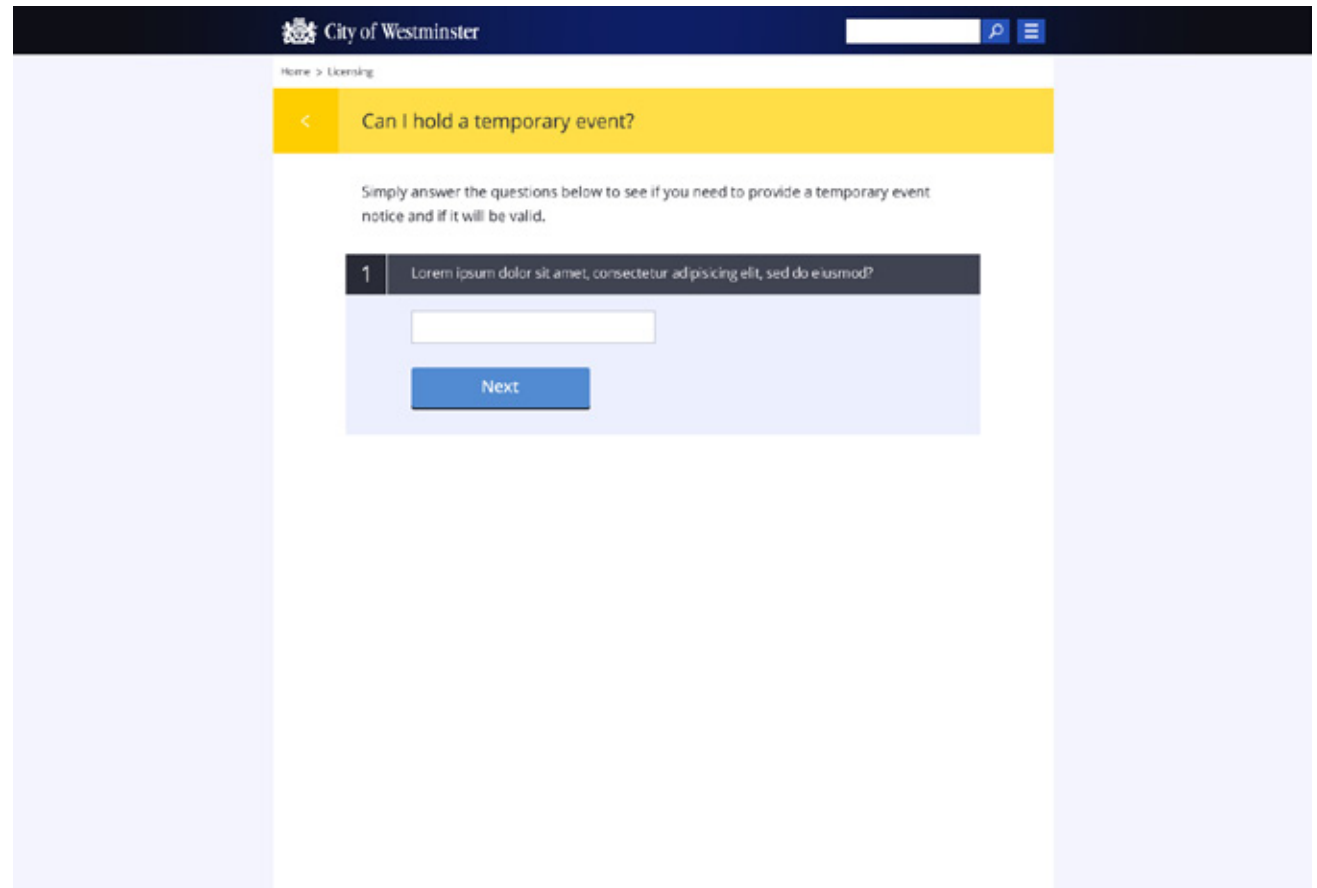
The screenshot shows the same web form as above, but with the dropdown menu open. The dropdown menu is white with a light blue border and contains three options: 'Less than 24hrs', '24hrs or more', and 'No previous events have been held at the venue'. The 'Less than 24hrs' option is currently selected. The rest of the form, including the title, navigation bar, and 'Next' button, remains the same.

# Smart answers - text field

Header bar, breadcrumbs, headings, main text, question styles, buttons, background and footer is exactly the same as previously stated.

## Field

- Starts at the start of the third column
- Field: w300px x h40px
- Field colour: #ffffff with 1px stroke #b9bcce
- Font: Open Sans Regular 15px
- Font colour: #292b36



The screenshot shows a web interface for the City of Westminster. At the top, there is a dark blue header bar with the City of Westminster logo and name on the left, a search bar, and a menu icon on the right. Below the header, a breadcrumb trail reads 'Home > Licensing'. A yellow navigation bar contains a back arrow and the title 'Can I hold a temporary event?'. The main content area has a light blue background and contains the following text: 'Simply answer the questions below to see if you need to provide a temporary event notice and if it will be valid.' Below this is a question card with a dark blue header containing the number '1' and the text 'Lorem ipsum dolor sit amet, consectetur adipiscing elit, sed do eiusmod?'. The card has a light blue background and contains a white text input field with a 1px stroke. Below the input field is a blue button with the text 'Next'.

# Smart answers - questions and answers in progress

Header bar, breadcrumbs, headings, main text, question styles, buttons, background and footer is exactly the same as previously stated.

## Smart answer title

- Starts 40px from title bar
- Background: w780px x h60px
- Background colour: eceffe
- Font: Open Sans Regular 24px
- Font colour: 0b2265
- Button: w220px x h37px
- Button colour: #bfd6ef
- Button shadow: 3px below #404352
- Button font: Open Sans Semi Bold 15px
- Button font colour: #404352
- Position: 20px from right, centred vertically

## Answers

- Question headings as previously stated
- Background: w780px x h80px
- Background colour: #eceffe
- Font: Open Sans Regular 18px
- Font colour: #292b36
- Font position: Starts at 3rd column
- Button: w220px x h37px
- Button colour: #bfd6ef
- Button shadow: 3px below #404352
- Button font: Open Sans Semi Bold 15px
- Button font colour: #404352
- Position: 20px from right, top and bottom
- 2px gap in between each answer
- 40px gap between answers and result

Question as previously stated

City of Westminster

Home > Licensing

### Can I hold a temporary event?

Smart answer Start again

1 What is the date of your event?  
23.11.13 Change answer

2 Including staff, how many people will attend the event?  
Less than 500 Change answer

3 How long between the venue's previous event and the start of your event?  
Less than 24hrs Change answer

4 How many temporary events has the venue hosted this calendar year?  
 Less than 12  12 or more

Next

# Smart answers - answers and result

Header bar, breadcrumbs, headings, main text, question styles, buttons, background and footer is exactly the same as previously stated.

## Answers

- Question headings as previously stated
- Background: w780px x h80px
- Background colour: #eceffe
- Font: Open Sans Regular 18px
- Font colour: #292b36
- Font position: Starts at 3rd column
- Button: w220px x h37px
- Button shadow: 3px below #1c1c1c
- Button font: Open Sans Semi Bold 15px
- Button font colour: #ffffff
- Position: 20px from right, top and bottom
- 2px gap in between each answer
- 40px gap between answers and result

## Result

- Result call out background: w780px x h120px
- Result call out background colour: #0b2265
- Result font main: Open Sans Semi Bold 48px
- Result font main colour: #ffffff
- Result font other: Open Sans Regular 24px
- Result font other colour: #ffffff
- Text starts at 3rd column
- Paragraph heading: Open Sans Regular 18px
- Paragraph heading colour: #2457b5
- Paragraph font: Open Sans Regular 15px
- Paragraph font colour: #292b36
- Text starts at 40px after end of result box

City of Westminster

Home > Licensing

### Can I hold a temporary event?

**Smart answer** [Start again](#)

1 What is the date of your event?  
23.11.13 [Change answer](#)

2 Including staff, how many people will attend the event?  
Less than 500 [Change answer](#)

3 How long between the venue's previous event and the start of your event?  
Less than 24hrs [Change answer](#)

## No

you can not provide a temporary event notice

**Why is my temporary event notice invalid?**  
A venue can not host a temporary event starting within 24 hours of another finishing.

If you have enough time before your event you could apply for a premises licence. The application process for a premises licence takes a minimum of 2 months.

Alternatively you could consider changing the event to a venue that already has a premises licence.

# Location-based answers

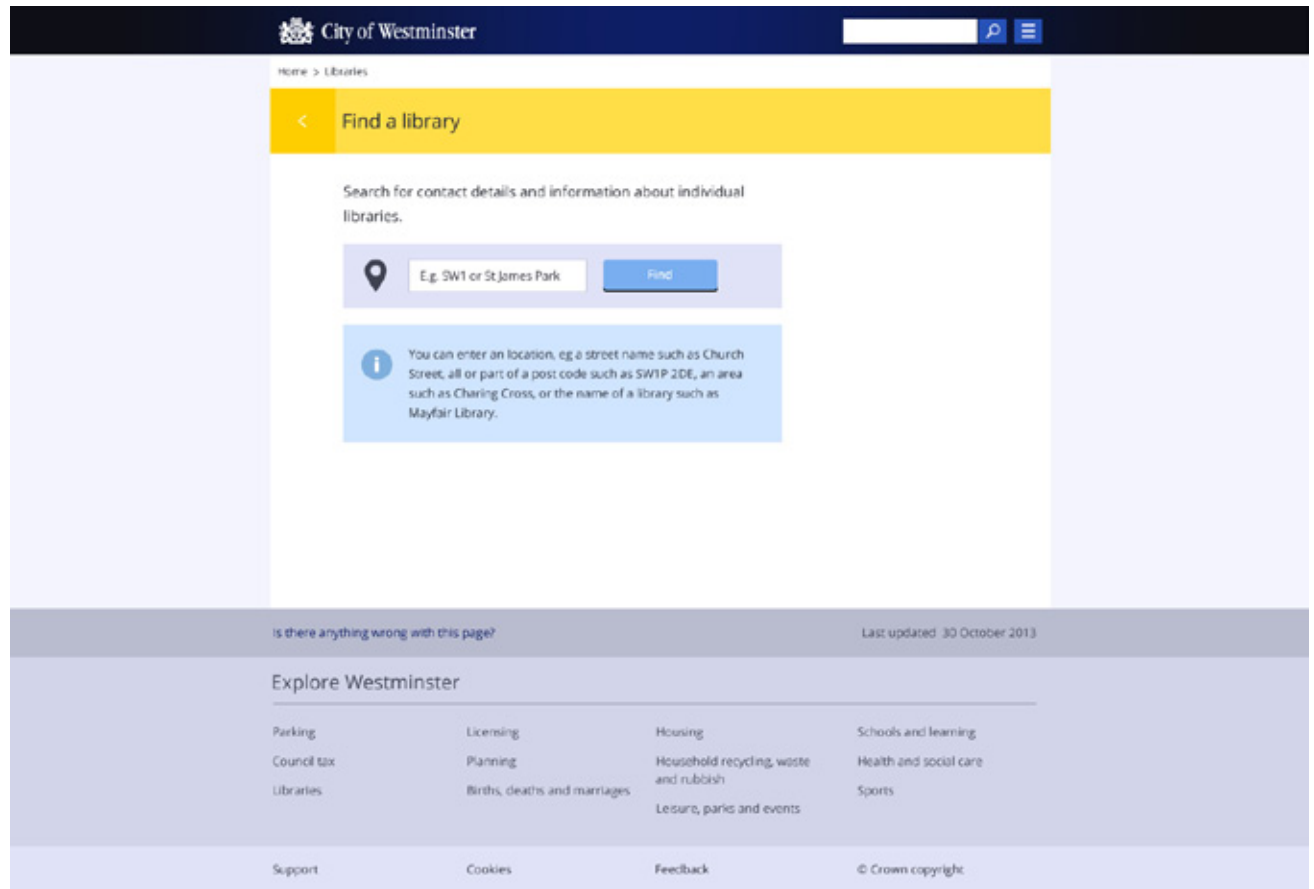
Header bar, breadcrumbs, headings, main text, question styles, buttons, background and footer is exactly the same as previously stated.

## Location box

- [Location pin icon to be supplied](#)
- Background: w540px x h80px
- Background colour: #e0e3f6
- Location field: w220px x h40px
- Location field colour: #ffffff with 1px stroke #b9bcce
- Location field position: Starts at 3rd column
- Font: Open Sans Regular 15px
- Font colour: #292b36
- Button: w140px x h37px
- Button shadow: 3px below #1c1c1c
- Button font: Open Sans Semi Bold 15px
- Button font colour: #ffffff
- Position: Start of the 6th column
- 20px gap inbetween info box

## Info box

- [Info icon to be supplied](#)
- Background: w540px
- Background colour: #a1cdfc 50% opacity
- Font: Open Sans Semi Bold 48px
- Font colour: #292b36
- Font leading: 24px
- Font position: Centred with 30px top and bottom



# Location-based answers

Header bar, breadcrumbs, headings, main text, question styles, buttons, background and footer is exactly the same as previously stated.

Call out box

- [Open icon to be supplied](#)
- Background: w540px x h160px
- Background colour: #0b2265
- Font: Open Sans Regular 24px
- Font big: Open Sans Semi Bold 48px caps
- Font colour: #ffffff
- 40px gap

Text as previously stated

Button

- Button: w220px x 48px
- Button colour: 528dcf
- Button shadow: 3px below #1c1c1c
- Button font: Open Sans Semi Bold 20px
- Button font colour: #ffffff

Location box

- [Pin icon to be supplied](#)
- Header background: w540px x h40px
- Header background colour: #b9bcce
- Header font: Open Sans Regular 18px
- Header font colour: #292b36
- 2px gap
- Address background: w540px x h150px
- Address background colour: #e0e3f6
- Address font: Open Sans Regular 15px
- Leading: 24px
- Address font colour: 292b36
- Button: w140px x 37px
- Button colour: 79b0ed
- Button shadow: 3px below #1c1c1c
- Button font: Open Sans Semi Bold 15px
- Button font colour: #ffffff

City of Westminster

Home > Libraries > Find a library

## Mayfair library

Is currently **OPEN** and closes at 7pm

You can renew your library book online now.

[Start now](#)

### How to find Mayfair library

Mayfair Library  
25 South Audley Street  
London  
W1K 2PB [Show on map](#)

**Nearest tube:**  
Bond Street, Green Park, Hyde Park Corner.

**Buses:**  
2, 10, 16, 36, 73, 74, 82, 137, 148, 414, 436.

Opening hours	
Monday	11:00am to 7:00pm
Tuesday	11:00am to 7:00pm
Wednesday	11:00am to 7:00pm
Thursday	11:00am to 7:00pm
Friday	11:00am to 7:00pm
Saturday	11:00am to 2:00pm
Sunday	Closed
Bank holidays	Closed

Is there anything wrong with this page? Last updated: 30 October 2013

### Explore Westminster

[Parking](#) [Licensing](#) [Housing](#) [Schools and learning](#)

# Location-based answers continued

Header bar, breadcrumbs, headings, main text, question styles, buttons, background and footer is exactly the same as previously stated.

Nearest tube and buses text as previously specified

40px gap

Opening hours table

- Heading bar: w540px x h40px
- Heading bar colour: #b9bcce
- Heading font: Open Sans Regular 18px
- 1px gap
- Table row odd numbers: w540px x h40px
- Table row odd colour: #e0e3f6
- 1px gap
- Table row even colour: #e0e3f6 70% opacity
- Table row highlight colour: #a1cdf6 70% opacity
- Font: Open Sans Regular 15px
- Font colour: #292b36
- 60px gap before footer

City of Westminster

Home > Libraries > Find a library

## Mayfair library

Is currently **OPEN** and closes at 7pm

You can renew your library book online now.

[Start now](#)

### How to find Mayfair library

Mayfair Library  
25 South Audley Street  
London  
W1K 2PB [Show on map](#)

**Nearest tube:**  
Bond Street, Green Park, Hyde Park Corner.

**Buses:**  
2, 10, 16, 36, 73, 74, 82, 137, 148, 414, 436.

Opening hours	
Monday	11:00am to 7:00pm
Tuesday	11:00am to 7:00pm
Wednesday	11:00am to 7:00pm
Thursday	11:00am to 7:00pm
Friday	11:00am to 7:00pm
Saturday	11:00am to 2:00pm
Sunday	Closed
Bank holidays	Closed

Is there anything wrong with this page? Last updated: 30 October 2013

### Explore Westminster

[Parking](#) [Licensing](#) [Housing](#) [Schools and learning](#)

# Guides

Header bar, breadcrumbs, headings, main text, question styles, buttons, background and footer is exactly the same as previously stated.

## Guide nav/steps

- Background number: w50px x h50px
- Background number colour: #e0e3f6
- 1px gap right and below
- Position: Starts at the 2nd column
- Background colour unselected: #e0e3f6
- Background colour hover: #d2d5e8
- Background colour selected: #b9bcce
- Number font: Open Sans Regular 28px
- Number font colour: #292b36
- Step font: Open Sans Regular 18px
- Step font colour: #292b36

## Bullet points

- Font: Open Sans Regular 15px
- Tab from bullet: 10px
- Leading: 30px
- [Icon to be supplied](#)

## Warning box

- Background: w540px h: dependent on text
- Background colour: #e0e3f6
- Font: Open Sans Regular 15px
- Font colour: #292b36
- Font position: Starts at the 6th column
- [Icon to be supplied](#)

The screenshot displays the City of Westminster website interface. At the top, there is a dark blue header with the City of Westminster logo and name, a search bar, and a menu icon. Below the header, a breadcrumb trail shows 'Home > Planning'. The main content area has a yellow header with a back arrow and the title 'Do I need planning permission?'. A vertical navigation menu on the left lists six steps: 1. Process overview (selected), 2. Preparation, 3. Application, 4. Validation, 5. Consultation, and 6. Decision. The main content area is titled 'Part 1: Process overview' and contains a large light blue box with the text 'Diagram to be supplied'. Below this, there is a section titled 'You'll probably need planning permission if you want to:' followed by a bulleted list: 'Build something new', 'Make a major change to your building - e.g. building an extension', and 'Change the use of your building'. A note below the list states: 'You can check if you need permission for your project on the [planning portal](#).' A warning box with a red exclamation mark icon contains the text: 'If your project needs planning permission and you do the work without getting it, you can be served an 'enforcement notice' ordering you to undo all the changes you have made.' A blue 'Next' button is positioned below the warning box. At the bottom of the page, there is a footer with a link 'is there anything wrong with this page?' and the text 'Last updated: 30 October 2013'. Below the footer, there is a section titled 'Explore Westminster' with a grid of links: Parking, Council tax, Libraries, Licensing, Planning, Births, deaths and marriages, Housing, Household recycling, waste and rubbish, Leisure, parks and events, Schools and learning, Health and social care, Sports, Support, Cookies, Feedback, and © Crown copyright.

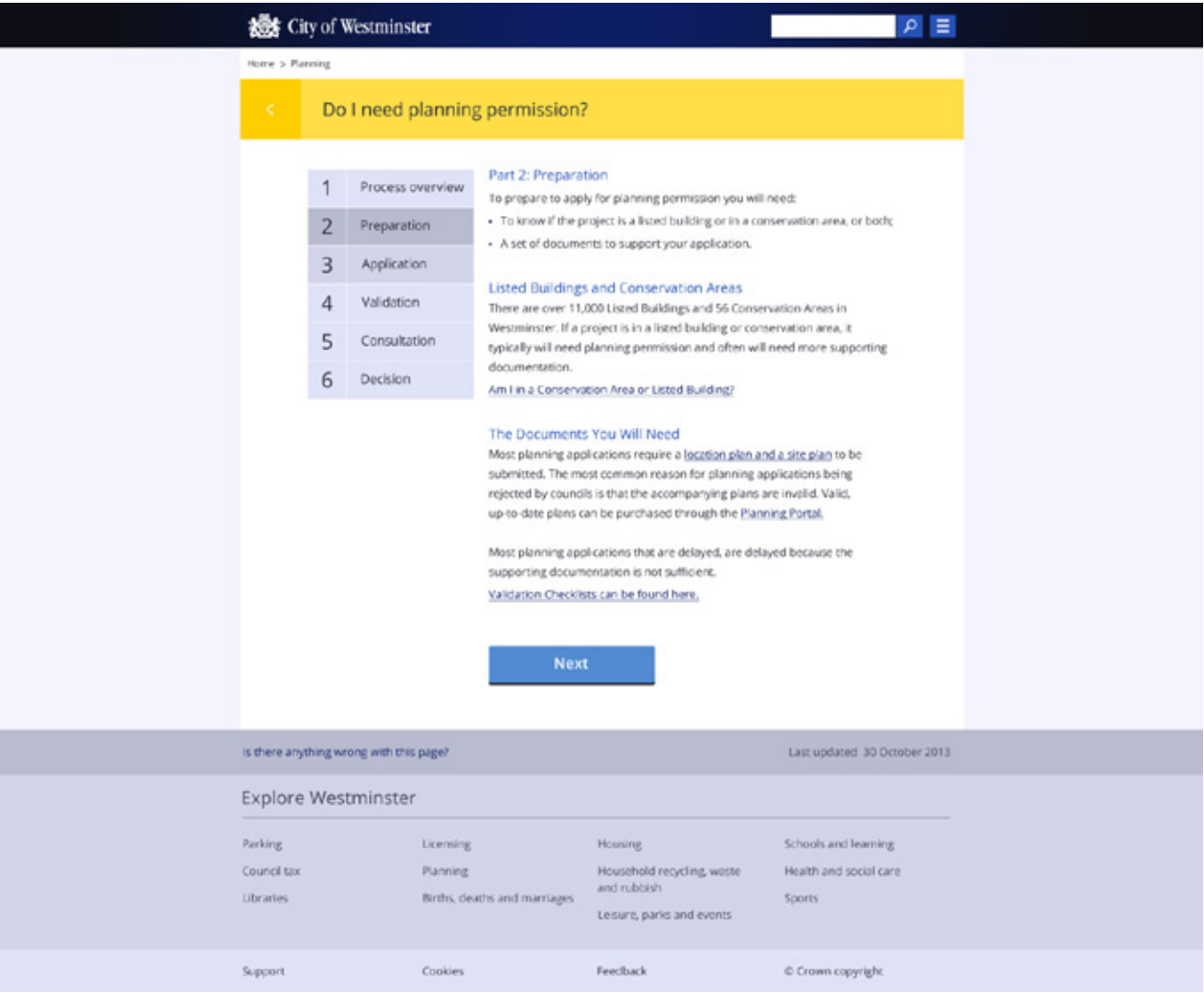


# Guides

Header bar, breadcrumbs, headings, main text, question styles, buttons, background and footer is exactly the same as previously stated.

Links

- Font: Open Sans Regular 15px underlined
- Font colour: #0b2265

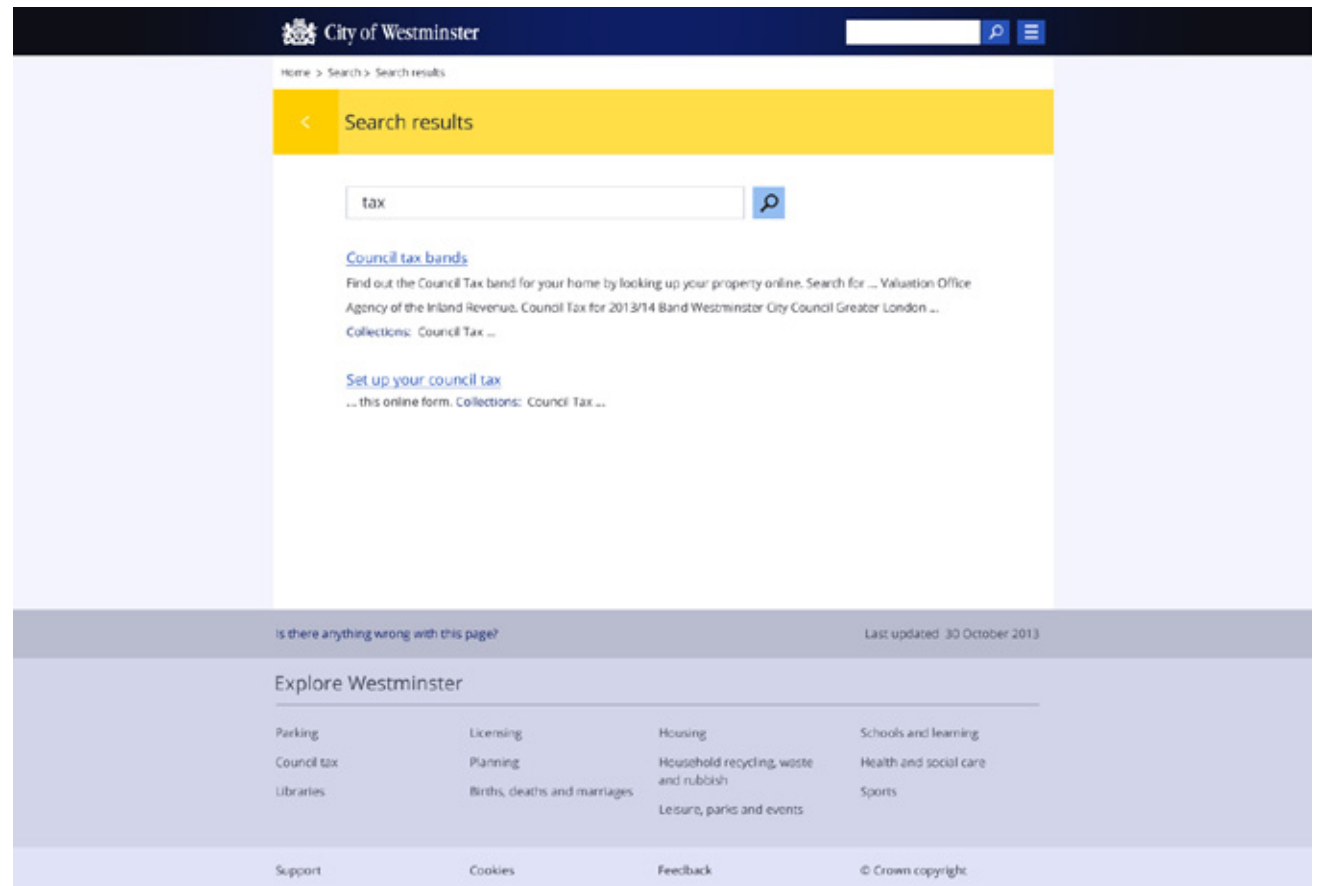


# Search results

Header bar, breadcrumbs, headings, main text, question styles, buttons, background and footer is exactly the same as previously stated.

## Search bar

- Search field: w490px x h40px
- Search field colour: #ffffff 1px stroke #b9bcce
- Search field font: Open Sans Regular 20px
- Search field font colour: #292b36
- Font position: 20px from start of the bar
- Search button background: w40px x h40px
- 10px gap between search field and button
- [Search icon to be supplied](#)

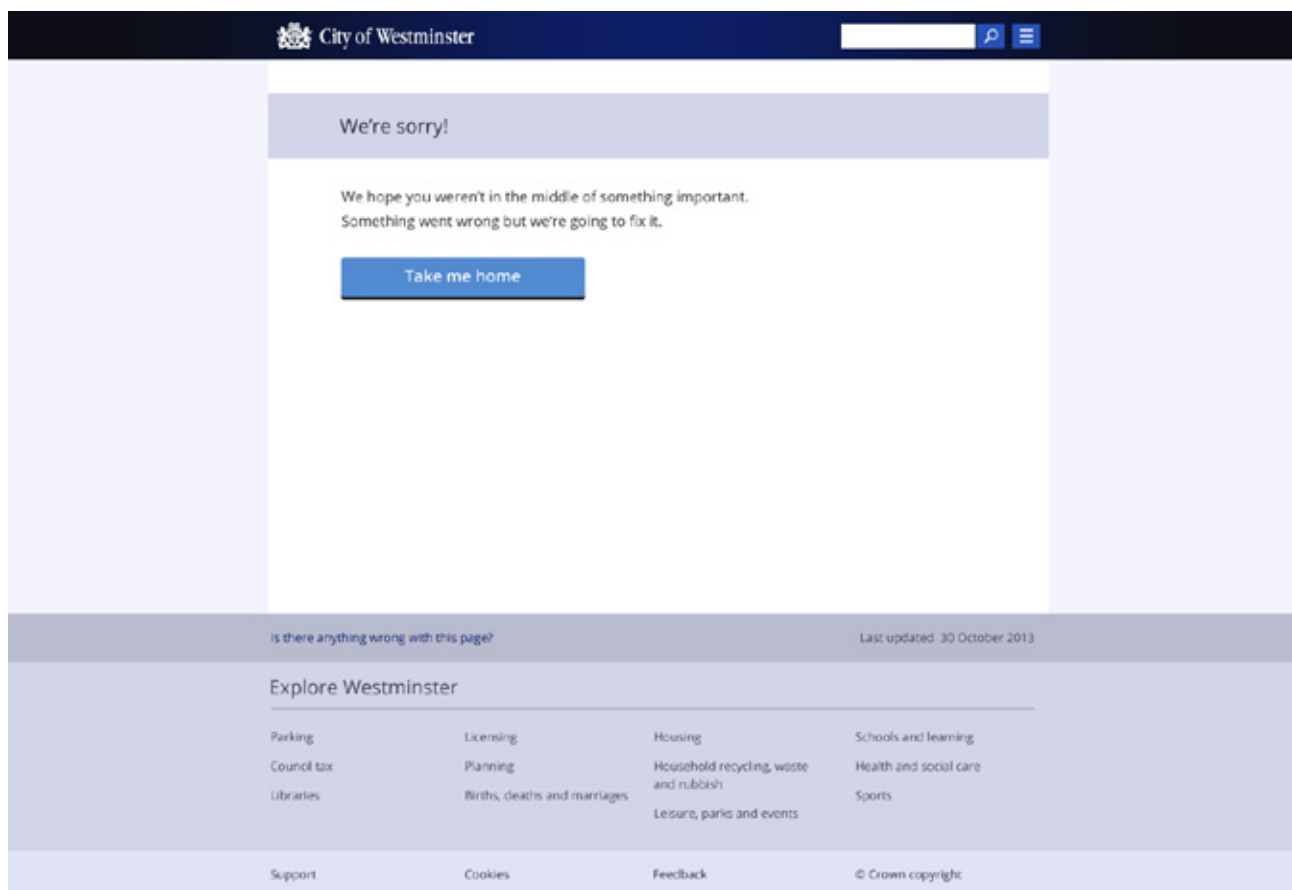


# Error messages

Error message styles are based similarly to content pages. The main difference is the lack of breadcrumbs and the the different colour title bar,

## Title bar

- Background: w960px x h80px
- Background colour: #d2d5e8
- Font: Open Sans Regular 24px
- Font colour: #292b36
- Button background: w300px x h48px
- Button background colour: #528dcf
- Button shadow: 3px below #1c1c1c
- Button font: Open Sans Semi Bold 20px
- Button font colour: #ffffff



# Interactions on homepage - button states

The image shows a screenshot of the Westminster homepage with several UI elements annotated with their states and colors. The background is a night view of the Westminster Palace and Big Ben.

## Welcome to Westminster

What would you like to do?  Unselected #79b0ed 80% opacity

What would you like to do?  Hover/selected #79b0ed 60% opacity

 Parking tickets Unselected icon #292b36

 Parking tickets Hover/selected icon #1c1c1c

All you need to know about...

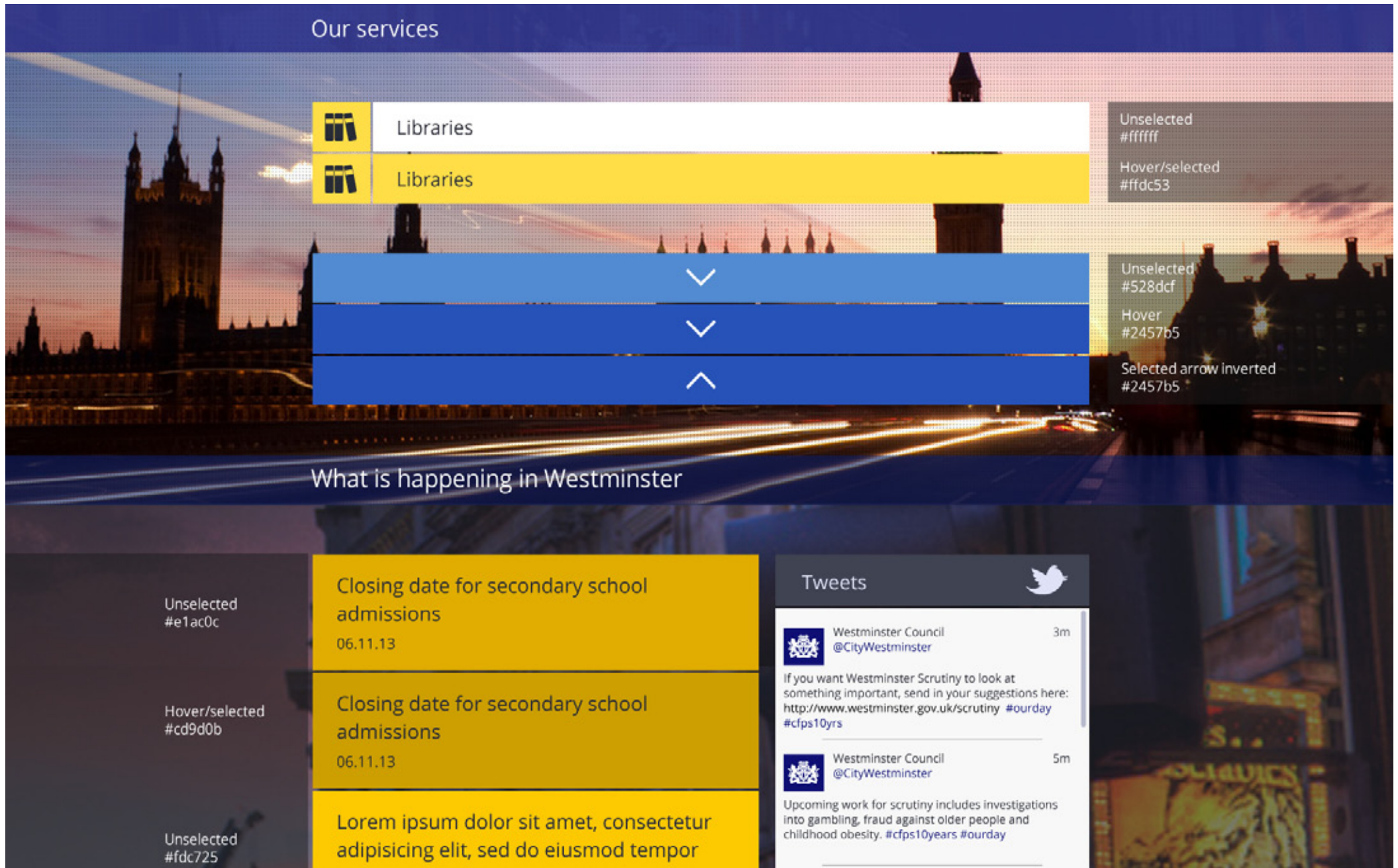
 Moving into Westminster Unselected #404352

 Moving into Westminster Hover/selected #292b36

Our services



# Interactions on homepage - button states continued



# Interactions on homepage - button states continued

The image displays a list of news items on the left and a Twitter post on the right, overlaid on a background image of a city street at night with a 'STILL LIKE A F...' sign.

**News Item List:**

- Unselected #fdc725: Lorem ipsum dolor sit amet, consectetur adipiscing elit, sed do eiusmod tempor 05.11.13
- Hover/selected #e7b51f: Lorem ipsum dolor sit amet, consectetur adipiscing elit, sed do eiusmod tempor 05.11.13
- Unselected #ffdc53: Lorem ipsum dolor sit amet, consectetur adipiscing elit, sed do eiusmod tempor 04.11.13
- Hover/selected #e3c44b: Lorem ipsum dolor sit amet, consectetur adipiscing elit, sed do eiusmod tempor 04.11.13
- Unselected #ffe88e: Lorem ipsum dolor sit amet, consectetur adipiscing elit, sed do eiusmod tempor 03.11.13
- Hover/selected #e6cf74: Lorem ipsum dolor sit amet, consectetur adipiscing elit, sed do eiusmod tempor 03.11.13
- Unselected #b9bcce: More news
- Hover/selected #8e93ac: More news

**Twitter Post:**

Upcoming work for scrutiny includes investigations into gambling, fraud against older people and childhood obesity. #cfps10years #ourday

Westminster Council @CityWestminster 8m

Our Environment Policy and Scrutiny Committee helps ensure better business conditions in central London #ourday #cfps10yrs

Westminster Council 9m

Follow Tweet

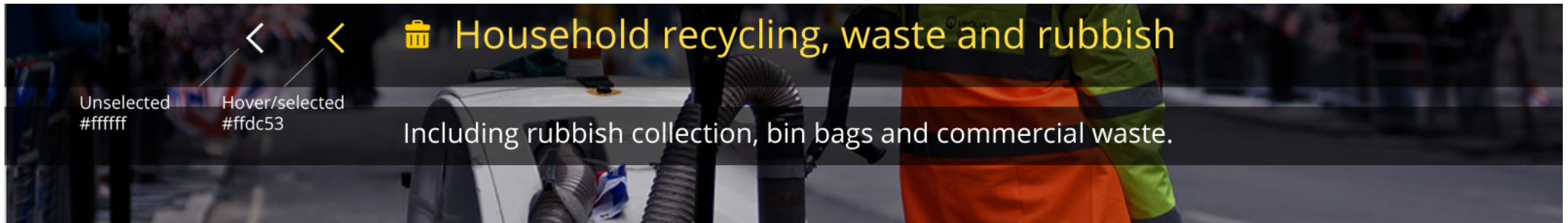
Follow Tweet

Unselected #b9bcce

Hover/selected #8e93ac



# Interactions on collections page - button states



Unselected  
#fecb00



Order recycling bags and containers

Unselected  
#e0e3f6

Hover/selected  
#e1ac0c



Rubbish collections days and times

Hover/selected  
#d2d5e8



Here's some more information

Unselected  
#fecb00



Where & when to put out your rubbish

Hover/selected  
#e1ac0c



Order rubbish bags

# Interactions on content page - button/links states

The screenshot displays a website header for the City of Westminster with a search bar and navigation icons. The main content area is titled "Home > Household recycling waste and rubbish" and features a yellow navigation bar for "Recycle bulky waste". Below this, there is a paragraph of text and a link "Recycle using Freecycle - it's free!". To the right, there is a section titled "Other relevant links" with two entries: "Bulky waste collection" (unselected) and "Bulky waste collection" (hover/selected). At the bottom, three primary buttons are shown in different states: unselected, hover, and selected.

City of Westminster

Home > Household recycling waste and rubbish

Unselected #fecb00 < Recycle bulky waste

Hover/selected #e1ac0c < We believe reusing unwanted items in the community is the most environmentally friendly way of dealing with waste.

[Recycle using Freecycle - it's free!](#)

You can give your old item to someone in the community using Freecycle. This is often the quickest and easiest way to get rid of a useful item. You may also be able to sell your item on eBay or Gumtree.

Other relevant links

Bulky waste collection	Unselected #292b36
Bulky waste collection	Hover/selected #1c1c1c

Unselected primary button #528dcf More from household, recycling and waste

Hover primary button #2457b5 More from household, recycling and waste

Selected primary button #2457b5 More from household, recycling and waste



# Interactions on forms page - button/field states

City of Westminster

Home > Planning > Pre-application advice

## Pre-application advice for minor development

Please complete the form below. Don't worry, it's only 3 steps.

Selected field #2457b5      Unselected/unactivated #b9bcce

Hover on completed or active section #163775      Selected field #2457b5

### About the development site

Postcode

Highlighted field #2457b5

Unselected #b9bcce

Error #c8252f  Please enter postcode

# Interactions on forms page - button/field states continued

The image shows a form titled "About the development site" with several input fields and buttons. The form is set against a light blue background. On the left side of the form, there are three input fields for "Postcode". The first field is highlighted with a yellow background and a blue border, with the label "Highlighted field #2457b5" to its left. The second field is unselected with a white background and a light blue border, with the label "Unselected #b9bcce" to its left. The third field is in an error state with a red border and a red background, with the label "Error #c8252f" to its left. To the right of the error field is a small grey box with the text "Please enter postcode" in red. Below the postcode fields are three "Find address" buttons. The first button is unselected with a light blue background and a dark blue border, with the label "Unselected secondary button #79b0ed" to its right. The second button is in a hover state with a dark blue background and a dark blue border, with the label "Hover secondary button #528dcf" to its right. The third button is in a selected state with a dark blue background and a dark blue border, with the label "Selected secondary button #2457b5" to its right. At the bottom of the form are three "Back" buttons. The first button is unselected with a light blue background and a dark blue border, with the label "Unselected tertiary button #a1cdf" to its right. The second button is in a hover state with a dark blue background and a dark blue border, with the label "Hover tertiary button #79b0ed" to its right. The third button is in a selected state with a dark blue background and a dark blue border, with the label "Selected tertiary button #79b0ed" to its right.

About the development site

Postcode

Highlighted field #2457b5

Unselected #b9bcce

Error #c8252f

Please enter postcode

Find address

Unselected secondary button #79b0ed

Find address

Hover secondary button #528dcf

Find address

Selected secondary button #2457b5

Back

Unselected tertiary button #a1cdf

Back

Hover tertiary button #79b0ed

Back

Selected tertiary button #79b0ed

# Interactions on smart answers page - drop down states

City of Westminster

Home > Licensing

## < Can I hold a temporary event?

Simply answer the questions below to see if you need to provide a temporary event notice and if it will be valid.

1 How long between the venue's previous event and the start of your event?

Less than 24hrs Unselected drop down #d2d5e8

Next

1 How long between the venue's previous event and the start of your event?

Less than 24hrs Hover drop down #b9bcce

Next

1 How long between the venue's previous event and the start of your event?

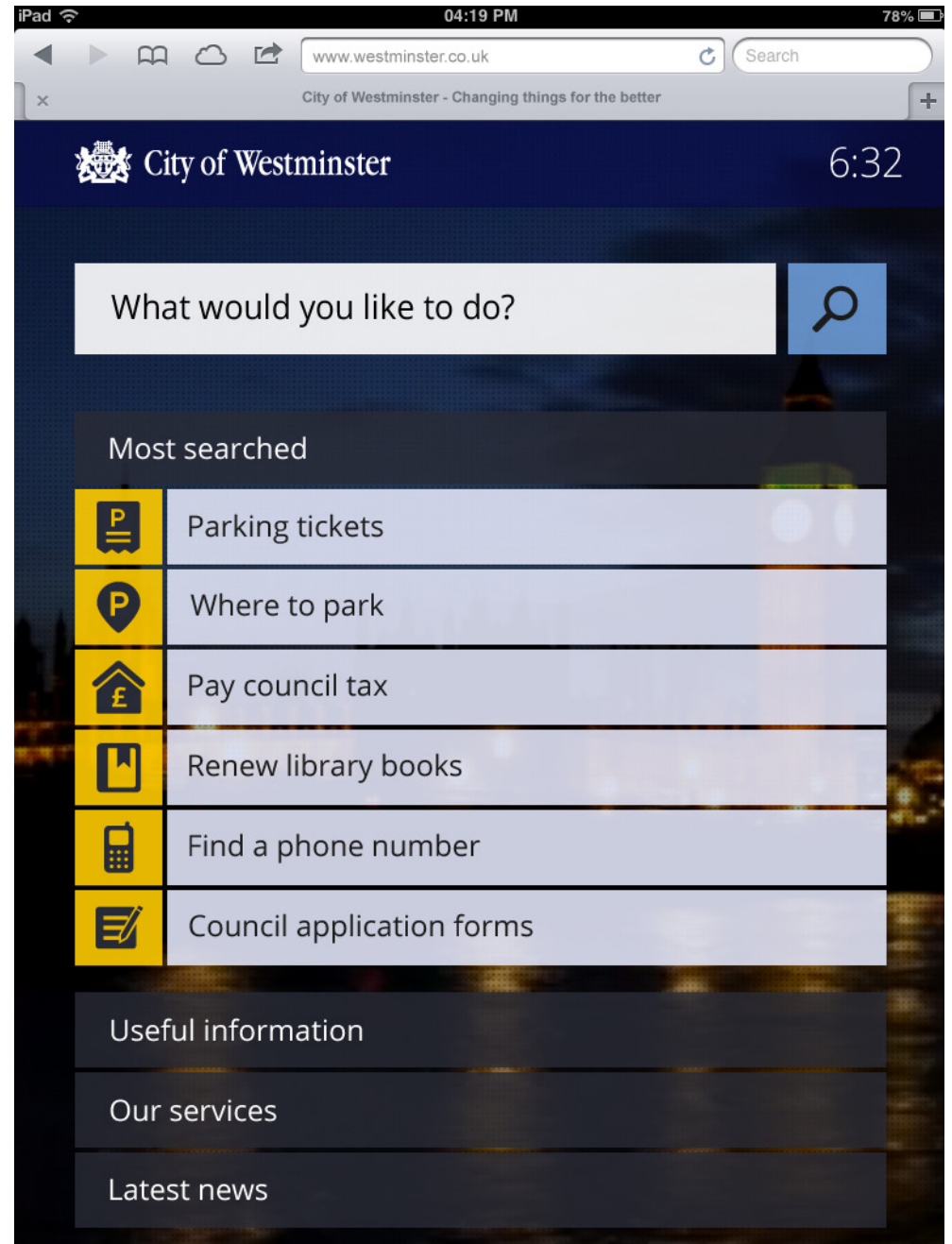
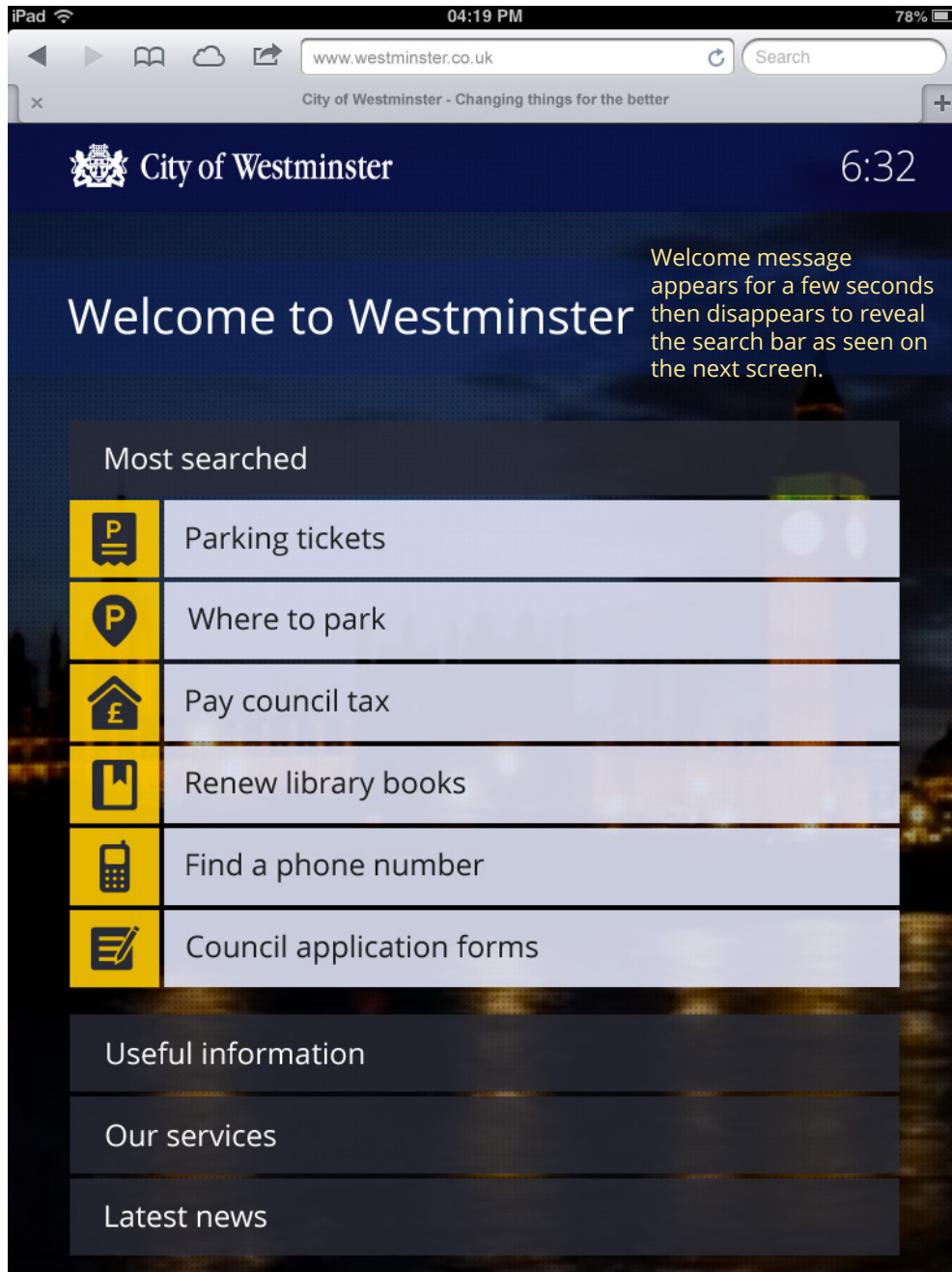
Less than 24hrs Selected drop down #b9bcce

24hrs or more

No previous events have been held at the venue

Next

# Differences on tablet - homepage



# Differences on tablet - collections and contents page



Collection font at 22px instead of 24px to account for longer titles



Breadcrumbs, titles, intro text, titles, buttons and relevant links are the same as desktop

Body font stays at 18px for better legibility

# Differences on tablet

---

- Buttons will be the same height as specified on mobile to accommodate for tap gestures.
- The pages will appear very similar to the desktop version.
- There will be no grey borders and the 960width will scale to fit the width of the tablet.
- No hover states

# Differences on smartphone

Please note: The specific widths mentioned are for iPhone 5 dimensions. With varying Android screen dimensions, the developer should use the design as a guide and where full width buttons appear etc, make to the scale of those devices.

## 01 Home

### Header bar

- Background: w640px x h85px
- Background colour: #0b2265
- [Logo and icon to be supplied](#)

### Search bar

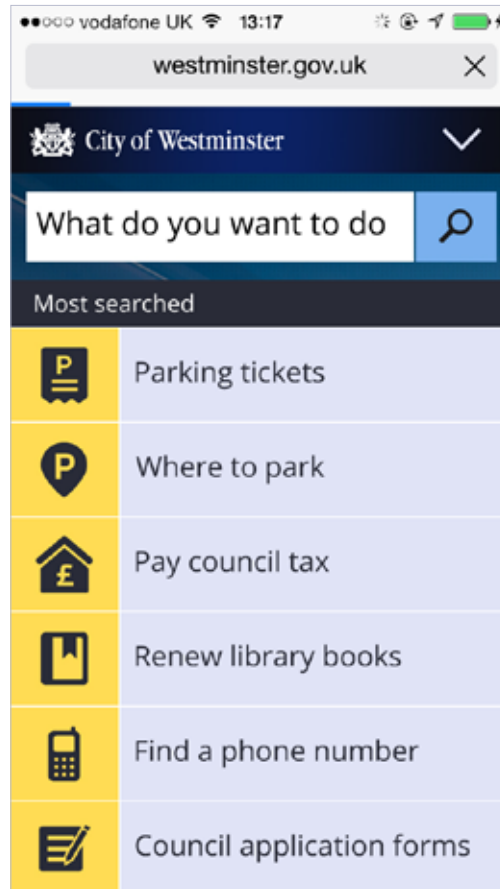
- Background: w494px x h90px
- Background colour: #ffffff
- 3px gap
- Search button background: w103px x h90px
- Search button colour: #79b0ed
- Position: 20px from left and right of screen.
- Position: 23px from Header bar and Most Searched bar.
- [Search icon to be supplied](#)
- Font: Open Sans Regular 40px
- Font colour: #000000
- [Background image to be supplied](#)

### Most searched bar

- Background: w640px x h60px
- Background colour: #292b36
- Font: Open Sans Regular 30px
- Font colour: #ffffff
- Position: Font starts 30px from left

### Most searched buttons

- White 2 px gap top and bottom and in between icon and text backgrounds.
- Background: w500px x h119px
- Background colour: #e0e3f6
- Font: Open Sans Regular 36px
- Font colour: #292b36
- Position: 20px from left of background colour and centred horizontally
- Icon background: w138px x h119px
- Icon background colour: #ffdc53
- [Icons to be supplied](#)



## 02 Home navigation

### Interaction

Drawer slides down from the top to expose the navigation. When the user makes a selection from this list they are taken straight to the page and the main navigation appears as it does on 01 Home.

### Search bar

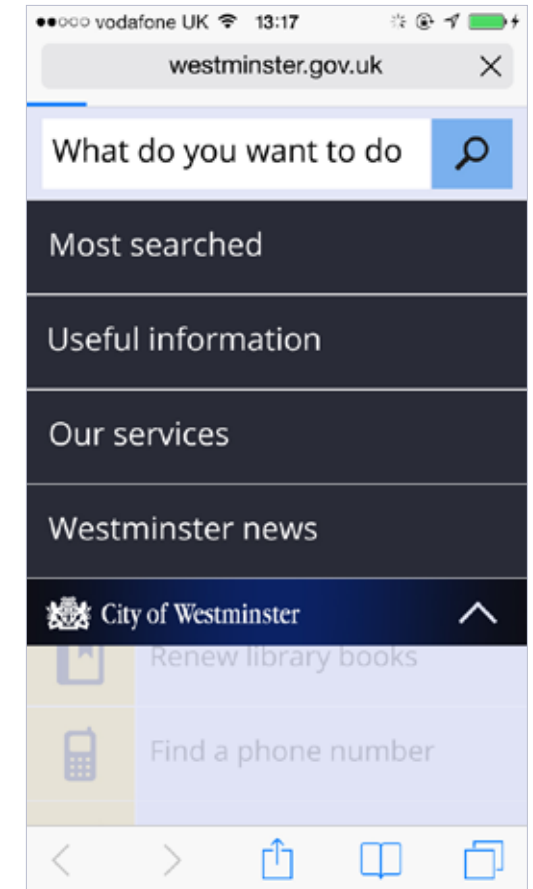
- Same as previous but with a grey background.
- Background: w640px x h119px
- Background colour: #e0e3f6
- Position: 15px at top and bottom of background.

### Exposed nav buttons E.g. 'Useful information' etc

- Background: w640px x h119px
- Background colour: #292b36
- 2px gap in between each button
- Font: Open Sans Regular 40px
- Font colour: #ffffff
- Position of text: 30px from left

### Background opacity layer:

- Background colour: #e0e3f6
- Opacity: 80%





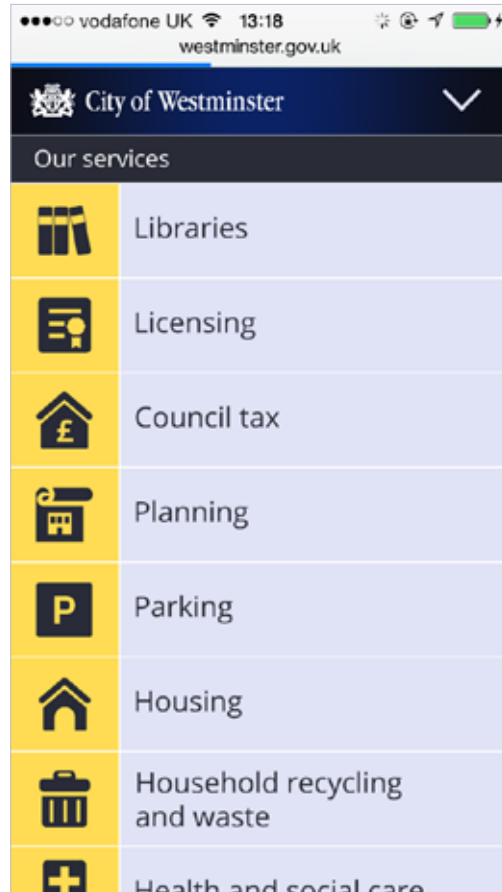
# Differences on smartphone continued

## 03 Sub menus

Header bar, title bar, icon backgrounds and text buttons as previously stated.

- [Icons to be supplied](#)

Where there is less buttons than can fill the page please fill with #e0e3f6 at 70% opacity.



# Differences on smartphone continued

## 04 News

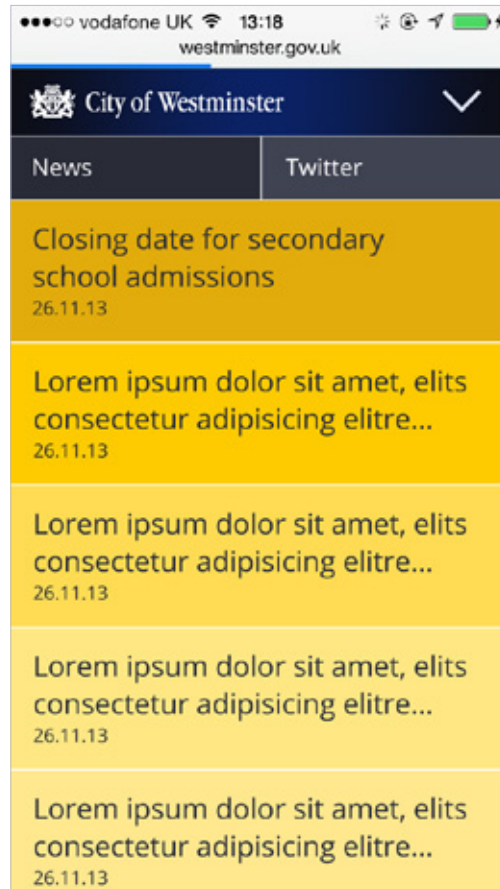
Header bar as previously stated.

News bar selected

- Background: w319px x h80px
- Background colour: #292b36
- 2px gap top, bottom and middle
- Font: Open Sans Regular 30px
- Font colour: #ffffff
- Font position: 30px from left
- Unselected colour bar: #404352

News items

- Background: w640px x h180px
- Background colour News 1: #e1ac0c
- Background colour News 2: #fecb00
- Background colour News 3: #ffdc53
- Background colour News all other : #ffe883
- 2px gap inbetween each news item
- Font: Open Sans Regular 30px
- Leading: 48px
- Date font: Open Sans Regular 24px
- Leading: 36px
- No more than two lines are shown. Beyond that please use '...'
- Font colour: #292b36
- Position: Starts 30px from left



## 04 Twitter

Header bar as previously stated.

Twitter bar selected

- Background: w319px x h80px
- Background colour: #292b36
- 2px gap top, bottom and middle
- Font: Open Sans Regular 30px
- Font colour: #ffffff
- Font position: 30px from left
- Unselected colour bar: #404352

Twitter feed

- Icons to be supplied
- Title font: Open Sans Regular 28px
- Title font colour: #292b36
- Tweet font: Open Sans Regular 30px
- Tweet font colour: #292b36
- Hashtag font colour: #0b2265
- URL font colour: #000000
- Line: w580px x h1px
- Line colour: #b9bcce
- Position: Starts 30px from either side



# Differences on smartphone continued

## 05 Collections page V1

If we decide to use icons for collection pages.

Header bar as previously stated.

Title bar

- Background: w500px x h119px
- Background colour: #ffdc53
- 2px gap top, bottom and between icon background and text background
- Font: Open Sans Regular 36px
- Font colour: #292b36
- Font position: 20px from left of background colour and centred horizontally
- Back button background: w138px x h119px
- Back button colour: #e1ac0c
- [Icons to be supplied](#)

Collection list

As per 03 Sub menus



## 06 Collections page V2

If we decide not to use icons for collection pages.

Header bar and title bar as previously stated.

Collection list

- Background: w640px x h119px
- Background colour: #e0e3f6
- 2px gap inbetween each list item
- Font: Open Sans Regular 36px
- Font colour: #292b36
- Position: Starts 50px from left



# Differences on smartphone continued

## 07 Content page

Header bar, title bar and back button as previously stated.

Intro text

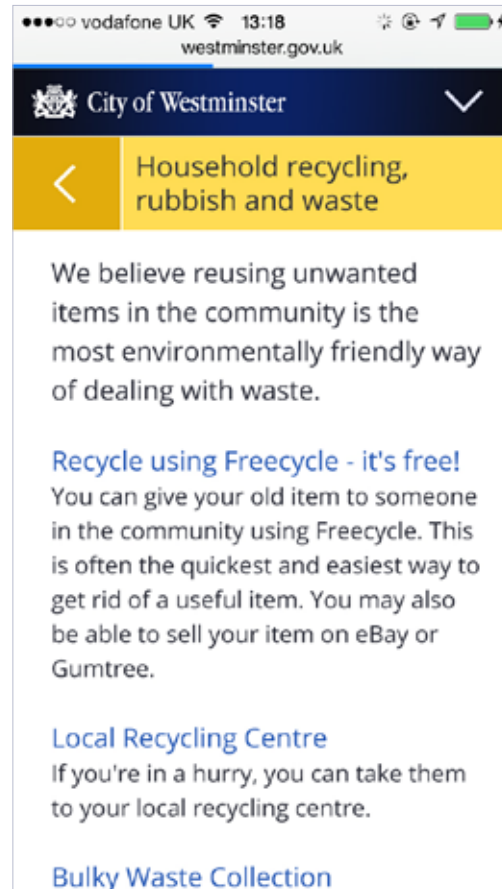
- Font: Open Sans Regular 34px
- Font colour: #292b36
- Leading: 50px
- Position: Starts 50px from left

Paragraph title text

- Font: Open Sans Regular 34px
- Font colour: #2457b5
- Leading: 44px
- Position: Starts 50px from left

Paragraph text

- Font: Open Sans Regular 30px
- Font colour: #292b36
- Leading: 44px
- Position: Starts 50px from left



## 08 Search results page

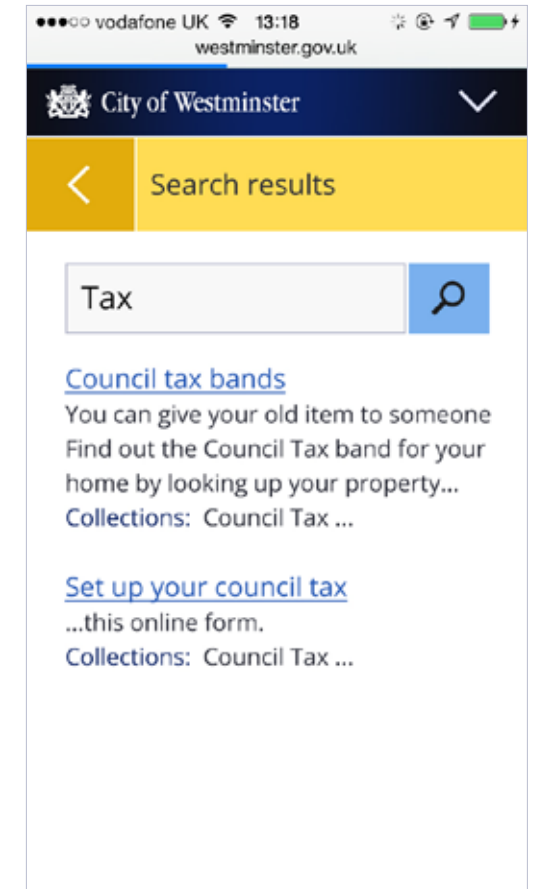
Header bar, title bar, back button and text as previously stated.

Links

- Font: Open Sans Regular 34px
- Font colour: #2457b5
- Font style: Underlined
- Position: Starts 50px from left

Search bar

- Background: w434px x h90px
- Background colour: #ffffff
- Background style: 2px stroke #b9bcce
- Position: Starts 50px from left
- 3px gap inbetween field and button
- Search button background: w103px x h90px
- Search button colour: #79b0ed
- Search icon to be supplied
- Font: Open Sans Regular 40px
- Font colour: #000000
- Position: Starts 20px from search field



# Differences on smartphone continued

## 09 Complex Forms

If the form is a more complex form (requires attached documents, we will suggest that users complete the form on desktop for an optimised experience.

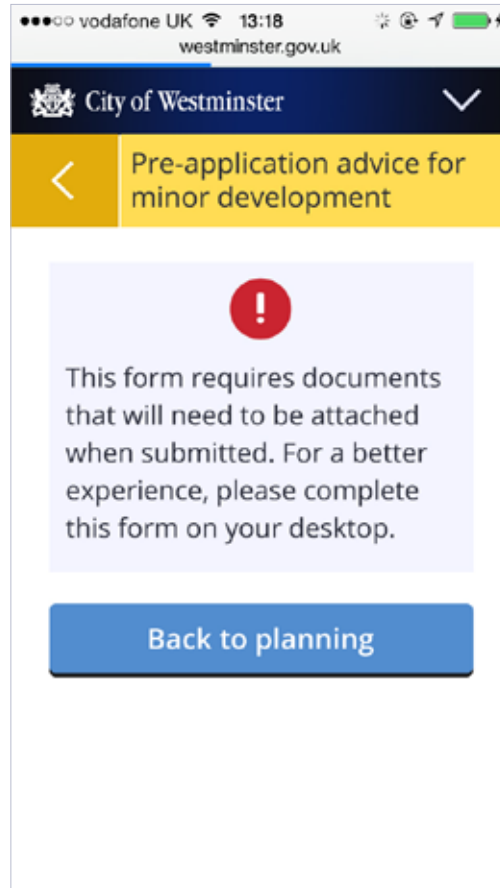
Header bar, title bar and back button as previously stated.

### Warning box

- Background: w540px
- Background colour: #f3f4ff
- Position: 50px from left and right
- Font: Open Sans Regular 34px
- Font colour: #292b36
- Leading: 48px
- Position: Starts 70px from left
- [Icon to be supplied](#)

### Button

- Background: w540px x h89px
- Background colour: #528dcf
- Background shadow: w540px x h5px
- Background shadow colour: #1c1c1c
- Font: Open Sans Semi Bold 36px
- Font colour: #ffffff
- Position: Centred



## 10 Simple Forms

Header bar, title bar and back button as previously stated.

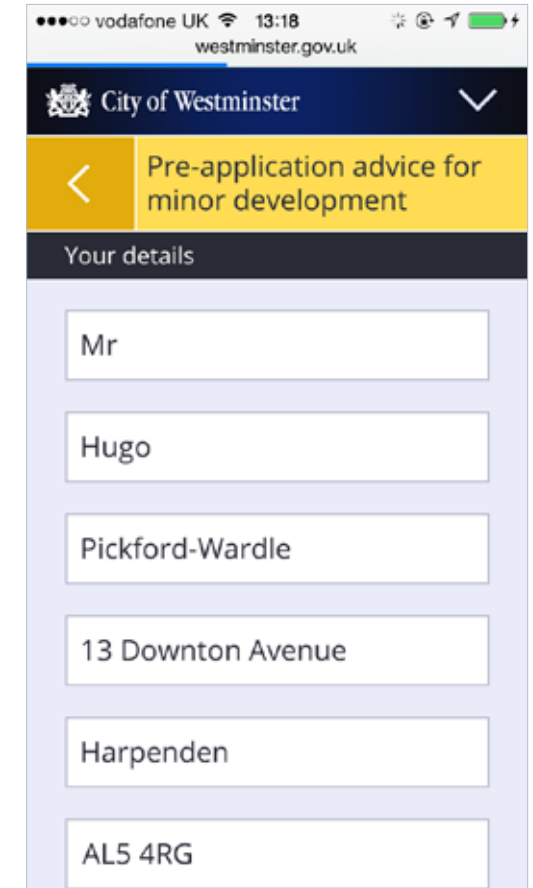
Forms will appear as a long list without tabs as seen in the desktop designs. Sections are separated out by a title for the required information. Form error will appear underneath form fields.

### Title box

- Background: w640px x h60px
- Background colour: #292b36
- Font: Open Sans Regular 30px
- Font colour: #ffffff
- Position: 50px from left

### Form fields

- Background: w540px x h90px
- Background colour: #ffffff
- Background style: 2px stroke inside #b9bcce
- Font prefilled: Open Sans Regular 30px
- Font prefilled colour: #404352
- Font: Open Sans Regular 30px
- Font colour: #ffffff
- Position: 50px from left, 40px gap inbetween each field



# Differences on smartphone continued

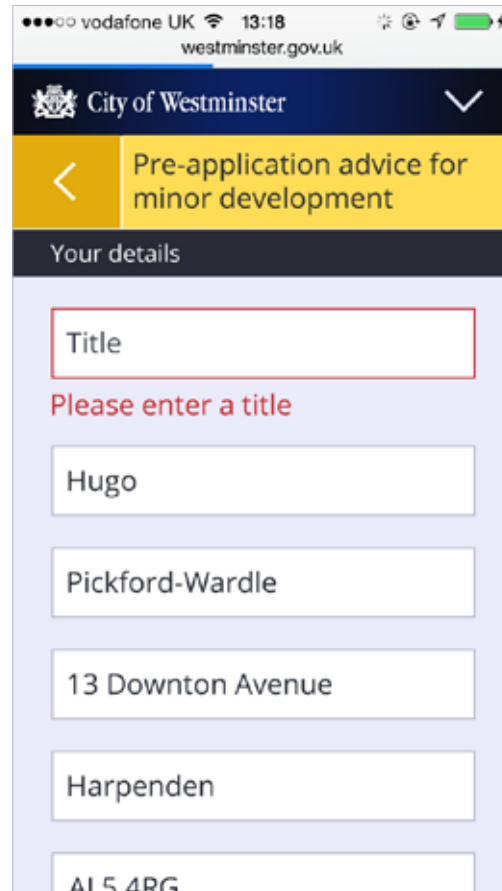
## 11 Form field error

If the user doesn't fill in a field they will be prompted to do so with the text in red.

### Error messaging

Text appears 20px under the form field

- Font: Open Sans Regular 36px
- Font colour: #c8252f
- Position: Starts 50px from left inline with form fields
- Background: w540px x h90px
- Background colour: #ffffff
- Background style: 2px stroke inside #c8252f



The screenshot shows a mobile application interface for the City of Westminster. The page title is "Pre-application advice for minor development". Under the heading "Your details", there is a form with several input fields. The first field, labeled "Title", is empty and has a red border. Below it, a red error message reads "Please enter a title". The other fields contain the text "Hugo", "Pickford-Wardle", "13 Downton Avenue", "Harpenden", and "AL5 4RG".

# Differences on smartphone continued

## 12 Guides navigation

Header bar, title bar and back button as previously stated.

### Guides headings

- White 2 px gap top and bottom and in between icon and text backgrounds.
- Background: w500px x h119px
- Background colour: #e0e3f6
- Font: Open Sans Regular 36px
- Font colour: #292b36
- Position: 20px from left of background colour and centred horizontally
- Icon background: w138px x h119px
- Icon background colour: #e0e3f6
- Number font: Open Sans Regular 50px
- Number font colour: #292b36

Where there is less buttons than can fill the page please fill with #e0e3f6 at 70% opacity.



## 13 Guides content

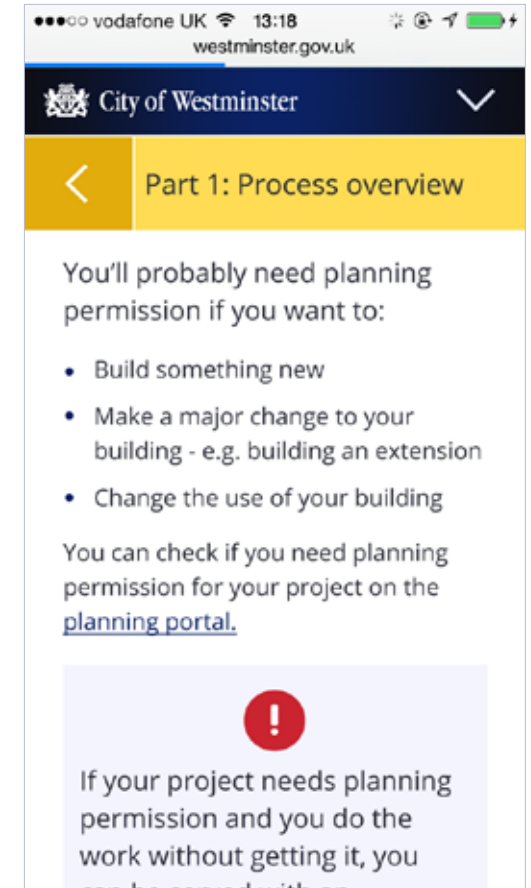
Header bar, title bar, back button and font styles as previously stated.

### Links

- Font: Open Sans Regular 30px
- Font colour: #0b2265
- Font style: Underlined

### Bullets

- Indent: Text starts 30px after bullet
- Size: 11px x 11px
- Colour: #0b2265
- Leading: 60px





# Differences on smartphone continued

## 14 Location based answers

Header bar, title bar, back button and text as previously stated.

### Location field

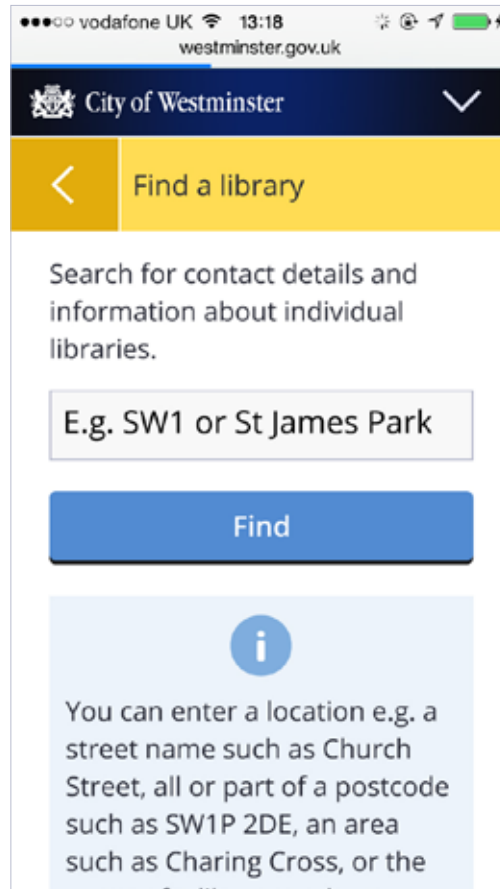
- Background: w540px x h90px
- Background style: 2px stroke #b9bcce
- Background colour: #f8f8f8
- Font: Open Sans Regular 40px
- Font colour: #000000

### Button

- Background: w540px x h89px
- Background colour: #528dcf
- Background shadow: w540px x h5px
- Background shadow colour: #1c1c1c
- Font: Open Sans Semi Bold 36px
- Font colour: #ffffff
- Position: Centred

### Information box

- Background: w540px
- Background colour: #bfd6ef
- Position: 50px from left and right
- Font: Open Sans Regular 34px
- Font colour: #292b36
- Leading: 48px
- Position: Starts 70px from left
- [Icon to be supplied](#)



## 15 Location based answers

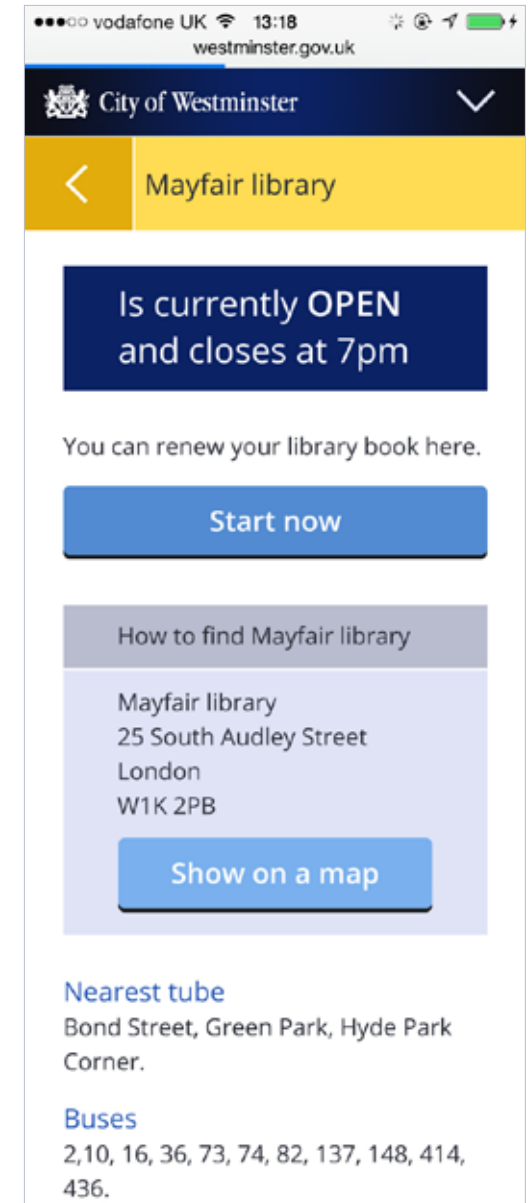
Header bar, title bar, back button, text and buttons as previously stated.

### Call out box

- Background: w540px x h160px
- Background colour: #0b2265
- Font: Open Sans Regular 44px
- Font for OPEN or CLOSED: Open Sans Semi Bold 44px
- Font colour: #ffffff

### Location box

- Title background: w540px x h80px
- Title background colour: #b9bcce
- Font: Open Sans Semi Bold 30px
- Font colour: #292b36
- 2px gap
- Background: w540px x h338px
- Background colour: #e0e3f6
- Font: Open Sans Semi Bold 30px
- Font colour: #292b36
- Position: 70px from left of background
- Button background: w400px x h90px
- Button colour: #79b0ed
- Button background shadow: h5px
- Button background shadow colour: 1c1c1c
- Font: Open Sans Semi Bols 36px
- Font colour: #ffffff



# Differences on smartphone continued

## 15 Location based answers

Header bar, title bar, back button and text as previously stated.

Dynamic table

- Background: w540px x h80px
- Background colour: #b9bcce
- Font: Open Sans Regular 30px
- Font colour: #292b36
- Position: 40px from left of table
- 3px gap
- Horizontal line: 3px centred #ffffff

1st column

- Background: w540px x h80px
- Background colour: #e0e3f6
- Font: Open Sans Regular 30px
- Font colour: #292b36
- Position: 40px from left of table
- 3px gap

2nd column

- Background: w540px x h80px
- Background colour: #e0e3f6 70% opacity
- Font: Open Sans Regular 30px
- Font colour: #292b36
- Position: 40px from left of table
- 3px gap

Highlight column

- Background: w540px x h80px
- Background colour: #a1cdf6 70% opacity
- Font: Open Sans Regular 30px
- Font colour: #292b36
- Position: 40px from left of table
- 3px gap

25 South Audley Street  
London  
W1K 2PB

Show on a map

**Nearest tube**  
Bond Street, Green Park, Hyde Park Corner.

**Buses**  
2,10, 16, 36, 73, 74, 82, 137, 148, 414, 436.

Opening hours	
Monday	11am to 7pm
Tuesday	11am to 7pm
Wednesday	11am to 7pm
Thursday	11am to 7pm
Friday	11am to 7pm
Saturday	11am to 7pm
Sunday	Closed
Bank holidays	Closed

# Differences on smartphone continued

## 16 Smart answers

Header bar, title bar, back button and text as previously stated.

### Questions

- Background: w640px x h119px
- Background colour: #b9bcce
- Font: Open Sans Regular 30px
- Font colour: #292b36
- Position: 50px from left of table
- 2px gap between answer box

### Answers (form fields)

- Background: w640px x h170px
- Background colour: #e0e3f6
- 2px gap from question box
- Form field: w540px x 90px
- Form field colour: #ffffff
- Form style: 2px stroke #b9bcce
- Font: Open Sans Regular 30px
- Font colour: #292b36
- Position: 30px from left of table

The screenshot shows a mobile app interface for the City of Westminster. At the top, there's a header bar with the City of Westminster logo and a back button. Below that, a yellow bar contains the question 'Can I hold a temporary event?'. The main content area has a white background with the text 'Simply answer the questions below to see if you need to provide a temporary event notice and if it will be valid.' Below this, a question '1. What is the date of your event?' is displayed in a grey bar. At the bottom, there is a white text input field with a light blue border and the placeholder text 'Enter date'.

## 17 Smart answers

Header bar, title bar, back button and text as previously stated.

When the user taps on the form field, depending on the type of question:

- 1) A date picker will appear
- 2) A keyboard will appear

The screenshot shows a date picker interface. At the top, there's a header bar with the City of Westminster logo and a back button. Below that, a blue bar contains the text 'Cancel' on the left and 'Done' on the right. The main content area has a white background with a date picker table. The table has three columns: the day of the month, the month name, and the year. The date '10 June 2013' is highlighted in a darker blue row. Below the table, there is a white text input field with a light blue border and the placeholder text 'Enter date'.

Day	Month	Year
07	February	2008
08	March	2010
09	April	2011
10	May	2012
11	June	2013
12	July	2014
13	August	2015
14	September	2016
15	October	2017

# Differences on smartphone continued

## 18 Smart answers

Header bar, title bar, back button and text as previously stated.

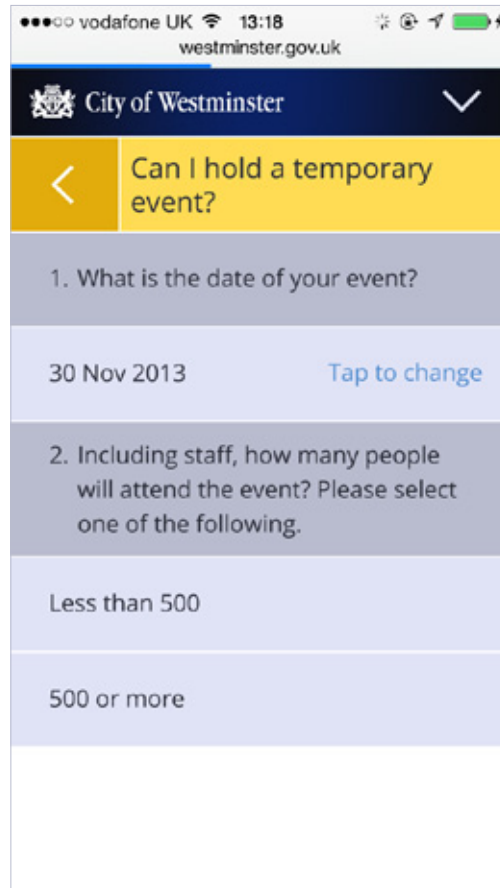
A new question appears as soon as the user selects/enters an answer.

The user can see the answer they have chosen with some prompt text that lets them know that if they want to change the answer, they simply tap on the answer.

Questions with multiple options will be presented as you can see under question 2. The user simply taps on one option and the other options will disappear.

Selected answers

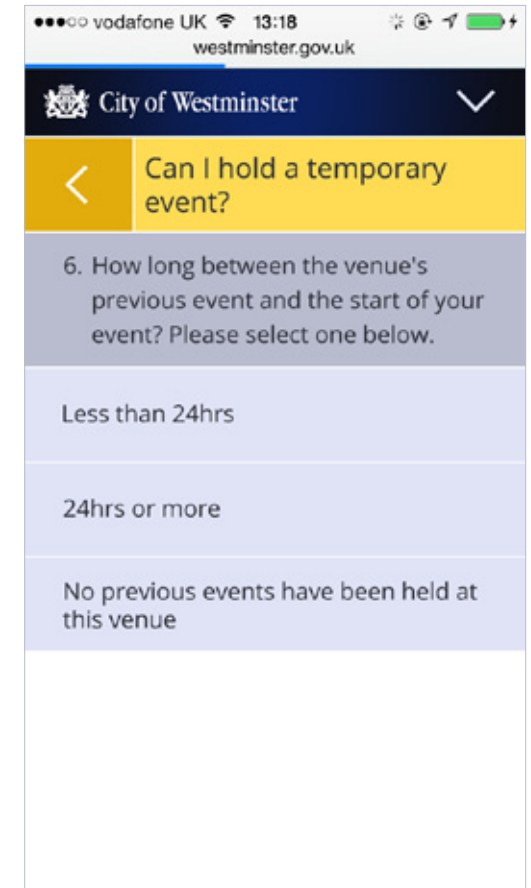
- Background: w640px x h119px
- Background colour: #e0e3f6
- 2px gap from question box and other answer selections
- Font: Open Sans Regular 30px
- Font colour: #292b36
- Change answer font: Open Sans Regular 30px
- Change answer font colour: #528dcf
- Position: 40px from left



## 19 Smart answers

Header bar, title bar, back button and text as previously stated.

Shows multiple answers for the user to select. Shows what happens when answers run over one line.



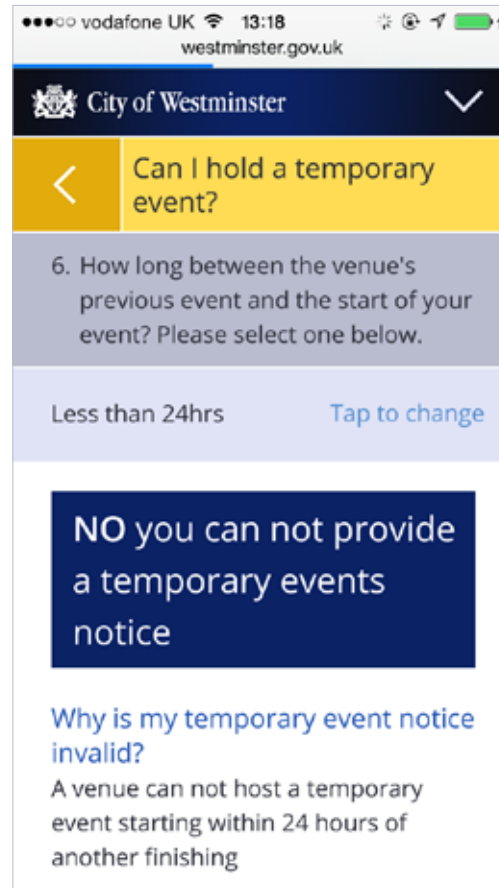
# Differences on smartphone continued

## 20 Smart answers

Header bar, title bar, back button and text as previously stated.

Call out box

- Background: w540px with 30px at the top and bottom of text.
- Background colour: #0b2265
- Position: 50px from left and right
- Font: Open Sans Regular 44px
- Font for NO or YES: Open Sans Semi Bold 44px
- Font colour: #ffffff



## 21 Smart answers

Header bar, title bar, back button and text as previously stated.

Shows the text underneath the call out box. The text currently follows the text styles as previously stated.

